

2120M





500 Venture Drive
Orrville Oh 44667
www.ventrac.com

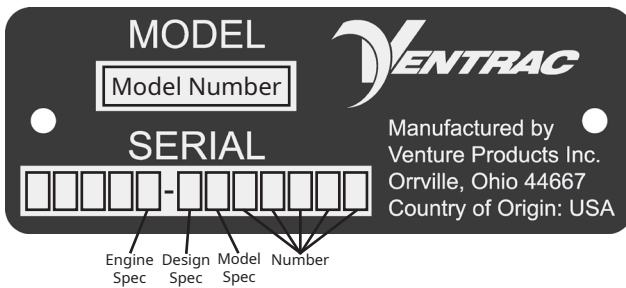
View all manuals



Visit ventrac.com/manuals for the latest version of this parts manual.

A downloadable operator's manual is also available.

Serial Number Description



Engine

Y B&S 23 HP 3867773140G1 Gas AC

Notes

- If any component requires replacement, use only original Ventrac replacement parts.
- When ordering new components, be sure to order all required safety decals. All current safety decals must be affixed to the replacement components prior to installation of the component.

TABLE OF CONTENTS

ELECTRICAL	PAGE 5
Wiring Diagram Reference Key.....	5
Main Power	6
Fuse Block Functions.....	7
Operation Interlock System & PTO	8
Work Lights & Tail Lights	9
Strobe Lights	10
Horn / Backup Alarm.....	11
Brine System	12
Drop Spreader	13
12 Volt Front.....	14
Front Dual Aux	15
12 Volt Actuator (Broom & Snowblower).....	16
Wiring Diagram - Optional 30.0219 4-Pin Female Socket & 30.0218 4-Pin Male Plug.....	17
Battery, Power Cables, & Ground Cables	18
Fuse Panel & Time Delay	20
HYDRAULICS	PAGE 22
Hydraulic Diagram	22
Hydraulic Fitting O-Ring Chart.....	24
Hydraulic Oil Tank, Pump Assembly, & Main Hydraulic Filter	26
Hydraulic Drive Circuit	28
Hydraulic Auxiliary Circuit	30
Front Hitch Hydraulic Lift.....	32
Auxiliary Hydraulic Quick Couplers.....	34
Hydraulic Oil Cooler & Fan	36
Tandem Hydraulic Pump (21.0131)	38
Upper Hydraulic Pump w/Auxiliary Pump.....	40
Lower Hydraulic Pump.....	42
Hydraulic Auxiliary Valve (23.0174)	44
ENGINE & PUMP DRIVE	PAGE 46
Engine & Cover	46
Engine Mount, Throttle Cable, & Choke Cable	48
Fuel System	50
Pump Drive From Engine	52
FRAMES, COVERS, & WHEELS	PAGE 54
Main Frame & Front Hitch	54
Accessory Mount / Shield Frame & Main Frame Side Covers	56
Fenders	58
Upper Frame & Post.....	60
Operator Platform & Cushion.....	62
Dash Mount & Grab Bars.....	64
Dash Decals, Switches, & Headlights	66
Right Door	68
Left Door.....	70
Front & Rear Upper Frame Covers	72
Engine Covers	74
Wheels & Wheel Motor Mounts - Left Side	76

TABLE OF CONTENTS

Wheels & Wheel Motor Mounts - Right Side	78
CONTROLS & LINKAGE	PAGE 80
Drive Control Handles.....	80
Drive Control Pump Links.....	82
Hydraulic Control Lever & Auxiliary Valve Links	84
Parking Brake & Brake Switch.....	86
Neutral Lock	88
Heated Hand Grips.....	90
Operator Presence (Platform) Switch	92
OPTIONS	PAGE 94
70.6004 Weight Transfer Kit	94
70.6006 12V Front Kit.....	96
70.6008 Dual Front Hydraulic Aux NT	98
70.6010 Storage Basket Kit	100
70.6012 Tail Light Kit	102
70.6013 Horn Kit.....	104
70.6014 Backup Alarm Kit	106
Clutch Mount, Shields, & Switch (70.6021 PTO Kit)	108
Drive Belt & Pulleys (70.6021 PTO Kit)	110
70.6022 Rear Work Light	112
70.6023 Strobe Lights	114

ELECTRICAL

Wiring Diagram Reference Key

INDEX

Sheet #	WIRING CIRCUIT
1	INDEX/REFERENCE PAGE
2	REVISION CONTROL
3	MAIN POWER
4	BASIC FUSE BLOCK FUNCTIONS
5	OPERATION INTERLOCK SYSTEM
6	WORK LIGHTS / TAIL LIGHTS
7	STROBE LIGHTS
8	HORN / BACKUP ALARM
9	BRINE SYSTEM
10	DROP SPREADER
11	12V FRONT
12	DUAL FRONT HYDRAULIC AUX
13	BROOM / SNOWBLOWER ACTUATORS

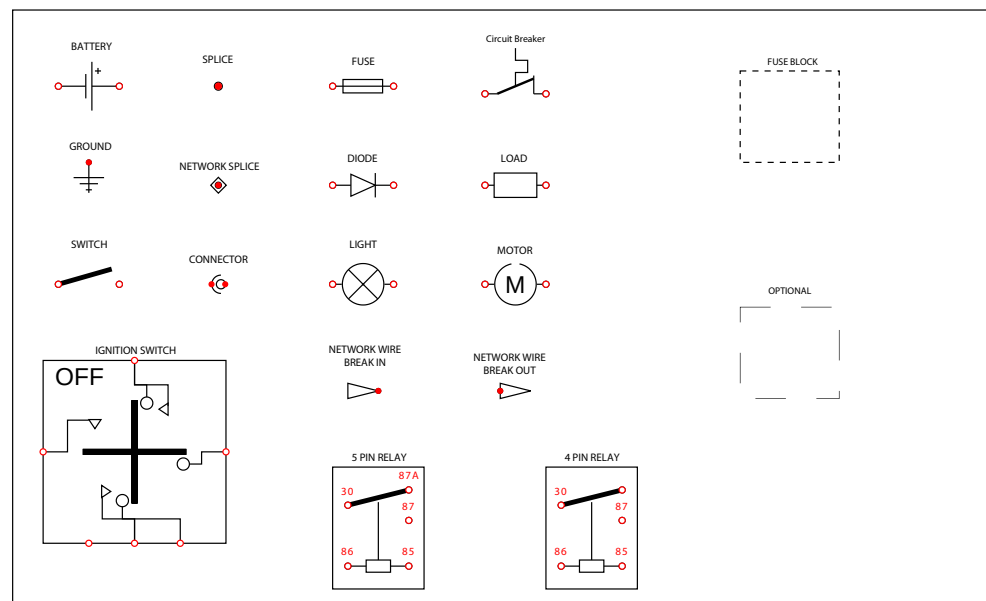
WIRE COLOR NAMING CONVENTION

CODE	COLOR	CIRCUIT COLOR DESCRIPTION
BLK	BLACK	GROUND
BRN	BROWN	ENGINE RUN / STOP
GRN	GREEN	START / SPEED / DIRECTIONAL
GRY	GRAY	12V AUX / HORN
L BLU	LIGHT BLUE	INTERLOCK
L GRN	LIGHT GREEN	12V AUX
PNK	PINK	ALARM
PUR	PURPLE	PTO
RED	RED	KEYED POWER
TAN	TAN	TACH SIGNAL
WHT	WHITE	DIRECT POWER (DIRECT TO THE BATTERY)
YEL	YELLOW	LIGHTS / DIRECTIONALS

HARNESS SECTION IDENTIFIER

WIRE CODE	HARNESS PN	DESCRIPTION
A	32. 0198	HARNESS, WIRE NT MAIN
B	32. 0187	HARNESS, WIRE NT PTO
C	32. 0186	HARNESS, WIRE NT 12V FRONT
D	32. 0189	HARNESS, WIRE NT BRINE SYSTEM
E	32. 0218	HARNESS, WIRE DUAL HYDRAULIC
F	32. 0200	HARNESS, WIRE NT HORN
G	32. 0201	HARNESS, WIRE NT BACKUP ALARM
H	32. 0202	HARNESS, WIRE NA130 DROP SPREADER
	32. 0194	HARNESS, WIRE NJ ACTUATOR
	32. 0211	HARNESS, WIRE NX ACTUATOR

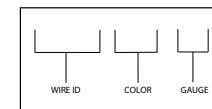
COMPONENT KEY



COMPONENT DESCRIPTION

COMPONENT	DESCRIPTION
SWITCH	INDICATES A SWITCH, INCLUDING SPST, SPDT, & DPDT
CONNECTOR	ALL WIRES CONNECT TO A CONNECTOR
LIGHT	ANY LIGHT, INCLUDING LED
DIODE	ALLOWS CURRENT TO FLOW ONE DIRECTION ONLY
MOTOR	AN ELECTRIC 12V DC MOTOR
CIRCUIT BREAKER	THIS IS A RESETTING FUSE
GROUND	INDICATES GROUND OR A GROUND SPLICE
SPLICE	WHERE MULTIPLE WIRES ARE JOINED TOGETHER
NETWORK SPICE	SHOWS THE SAME SPLICE REPRESENTED ON MULTIPLE PAGES
NETWORK WIRE BREAK OUT	INDICATES THAT THE WIRE RUNS TO ANOTHER PAGE AND GIVES LOCATION
NETWORK WIRE BREAK IN	INDICATES THAT THE WIRE RUNS FROM ANOTHER PAGE AND GIVES LOCATION
LOAD	INDICATES A COMPONENT THAT IS NOT A MOTOR. E.G. PTO CLUTCH, SOLENOID VALVES
RELAY	USES LOW CURRENT SIGNAL TO SWITCH HIGH CURRENT SOURCE
FUSE BLOCK	REPRESENTS A FUSE BLOCK OR RELAY BLOCK
OPTIONAL	INDICATES AN OPTIONAL ITEM. SOMETHING THAT DOES NOT COME STANDARD

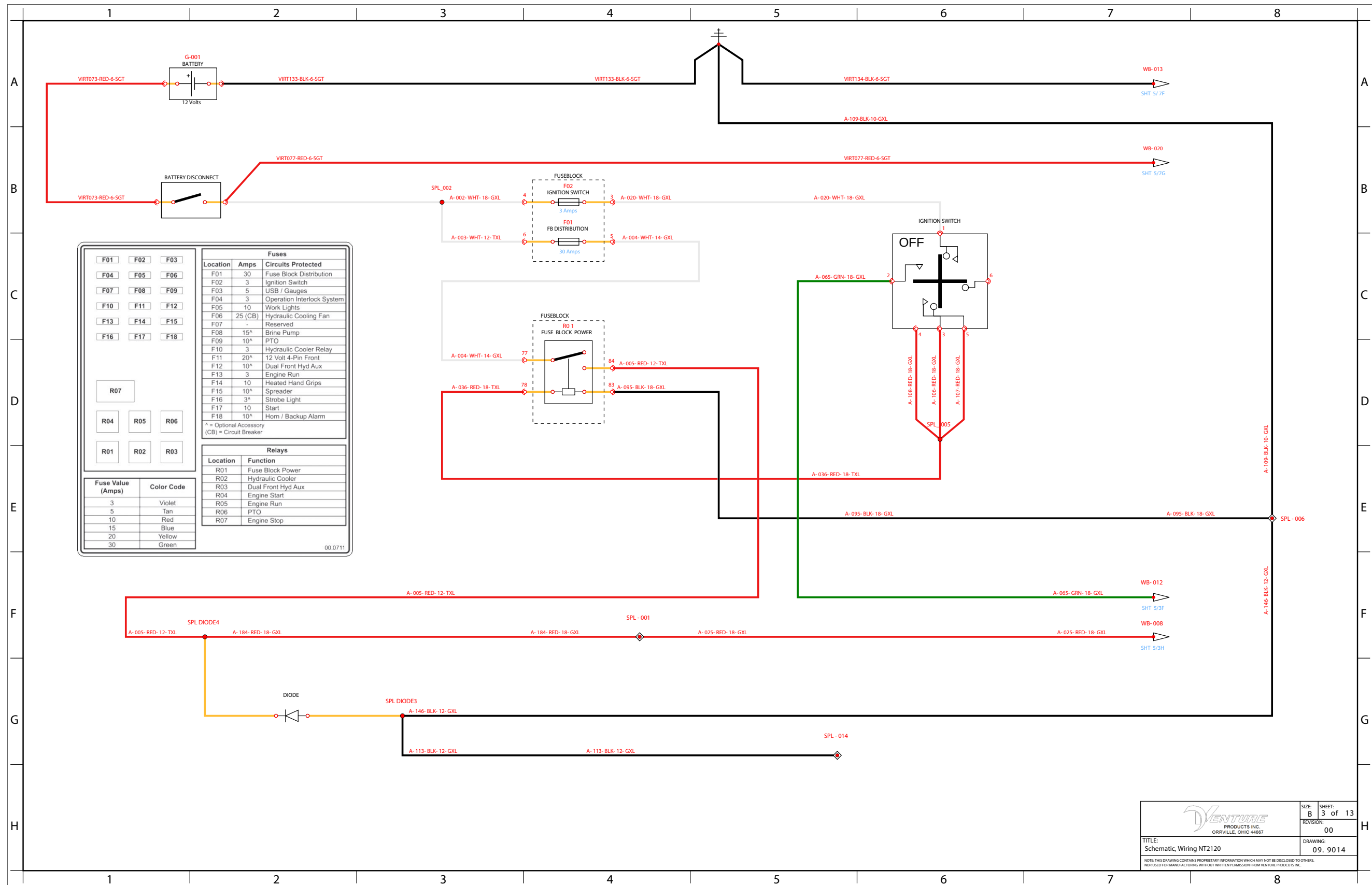
SCHEMATIC WIRE IDENTIFICATION



 VENTURE PRODUCTS INC. ORRVILLE, OHIO 44667	SIZE: B	SHEET: 1 of 13
	REVISION: 00	
TITLE: Schematic, Wiring NT2120	DRAWING: 09. 9014	
<small>NOTE: THIS DRAWING CONTAINS PROPRIETARY INFORMATION WHICH MAY NOT BE DISCLOSED TO OTHERS. NOT USED FOR MANUFACTURING WITHOUT WRITTEN PERMISSION FROM VENTURE PRODUCTS INC.</small>		

ELECTRICAL

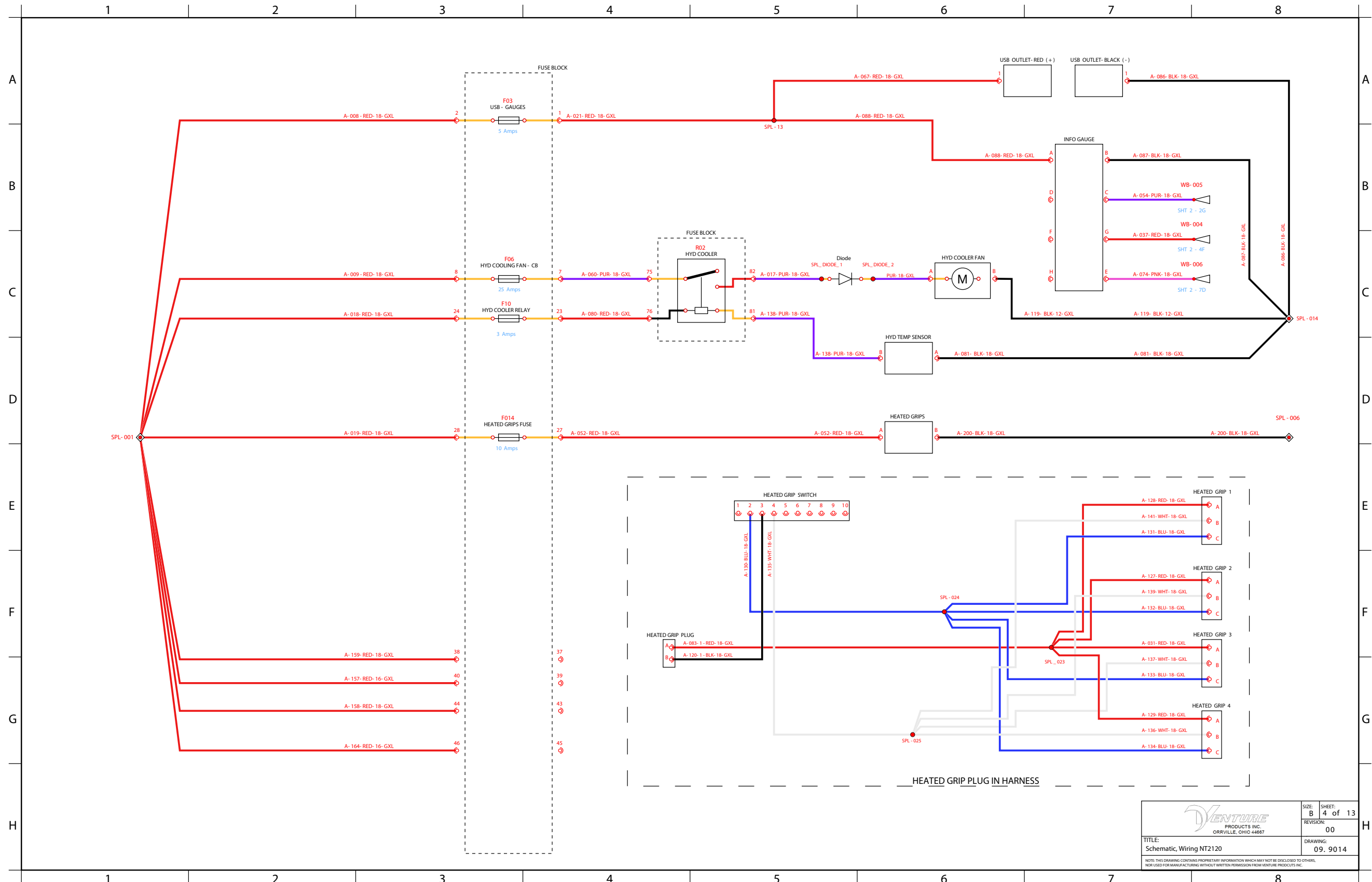
Main Power



 VENTURE PRODUCTS INC. ORRVILLE, OHIO 44667	SIZE: B	SHEET: 3 of 13
	REVISION: 00	
TITLE: Schematic, Wiring NT2120	DRAWING: 09.9014	
<small>NOTE: THIS DRAWING CONTAINS PROPRIETARY INFORMATION WHICH MAY NOT BE DISCLOSED TO OTHERS, NOR USED FOR MANUFACTURING WITHOUT WRITTEN PERMISSION FROM VENTURE PRODUCTS INC.</small>		

ELECTRICAL

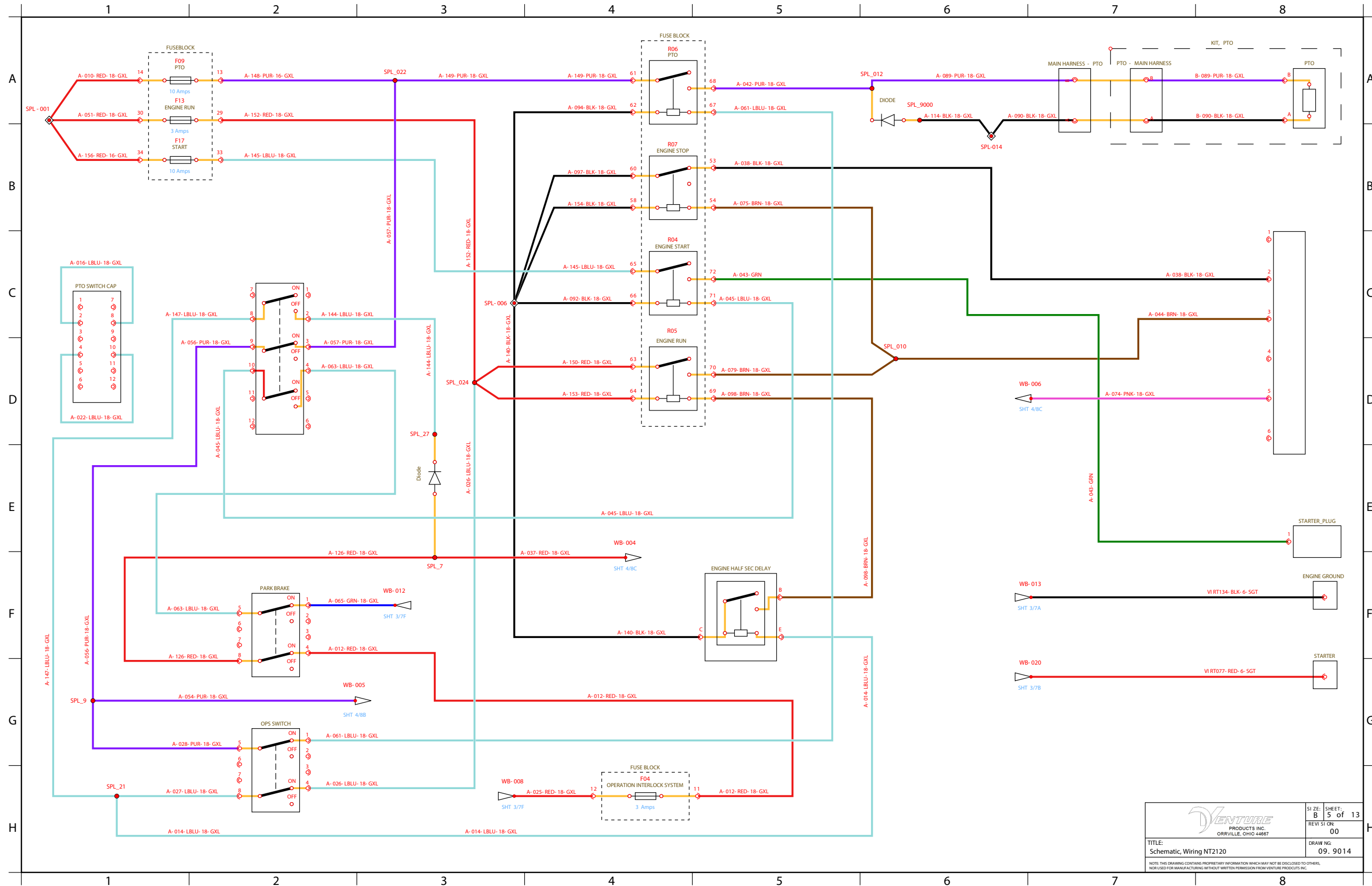
Fuse Block Functions



 VENTURE PRODUCTS INC. ORRVILLE, OHIO 44667	SIZE: B SHEET: 4 of 13
	REVISION: 00
TITLE: Schematic, Wiring NT2120	DRAWING: 09.9014
<small>NOTE: THIS DRAWING CONTAINS PROPRIETARY INFORMATION WHICH MAY NOT BE DISCLOSED TO OTHERS. NOR USED FOR MANUFACTURING WITHOUT WRITTEN PERMISSION FROM VENTURE PRODUCTS INC.</small>	

ELECTRICAL

Operation Interlock System & PTO

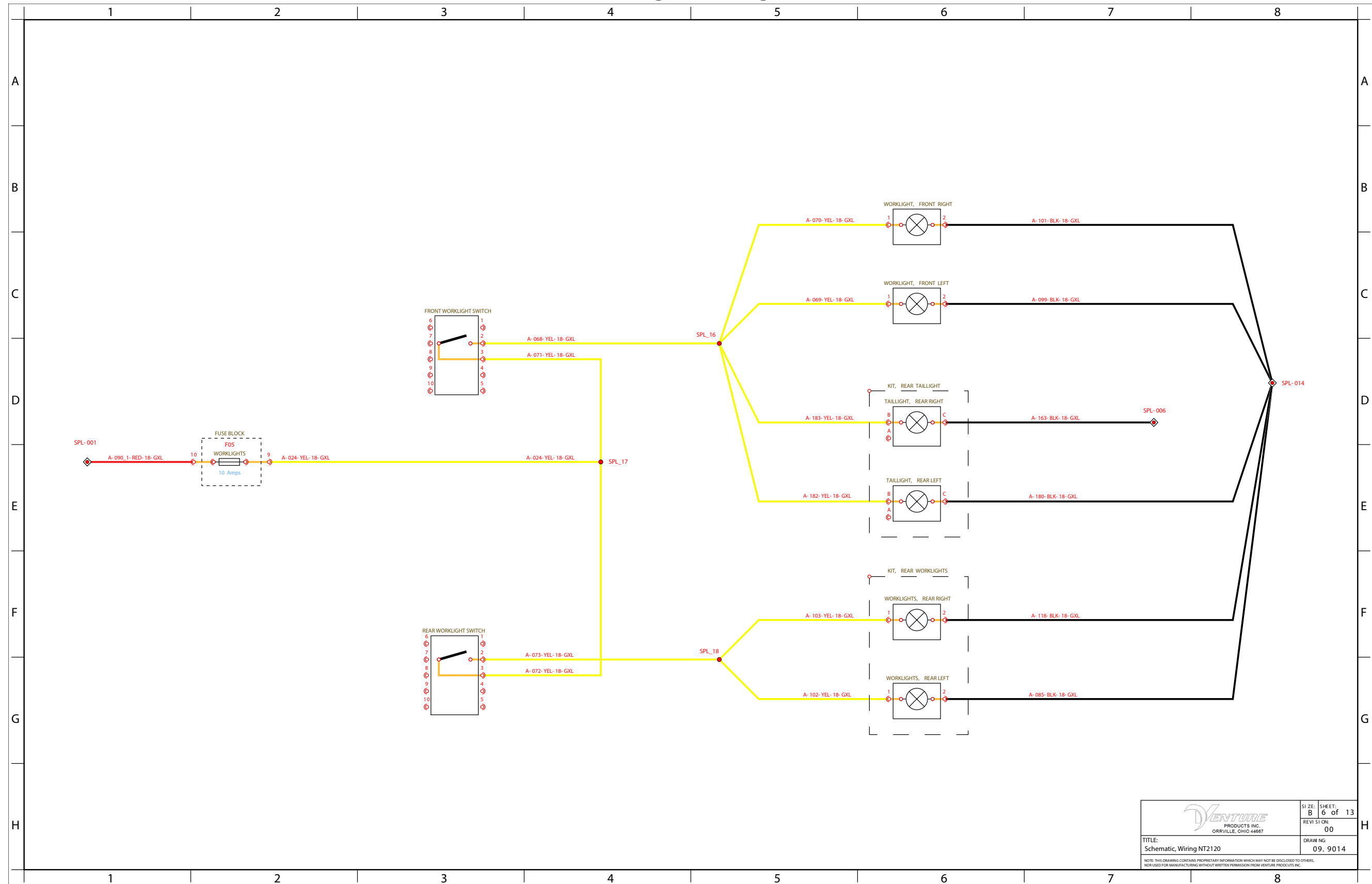


 VENTURE PRODUCTS INC. ORRVILLE, OHIO 44667	SIZE: B SHEET: 5 of 13 REV: 00
	TITLE: Schematic, Wiring NT2120 DRAWING: 09.9014

NOTE: THIS DRAWING CONTAINS PROPRIETARY INFORMATION WHICH MAY NOT BE DISCLOSED TO OTHERS, NOR USED FOR MANUFACTURING WITHOUT WRITTEN PERMISSION FROM VENTURE PRODUCTS INC.

ELECTRICAL

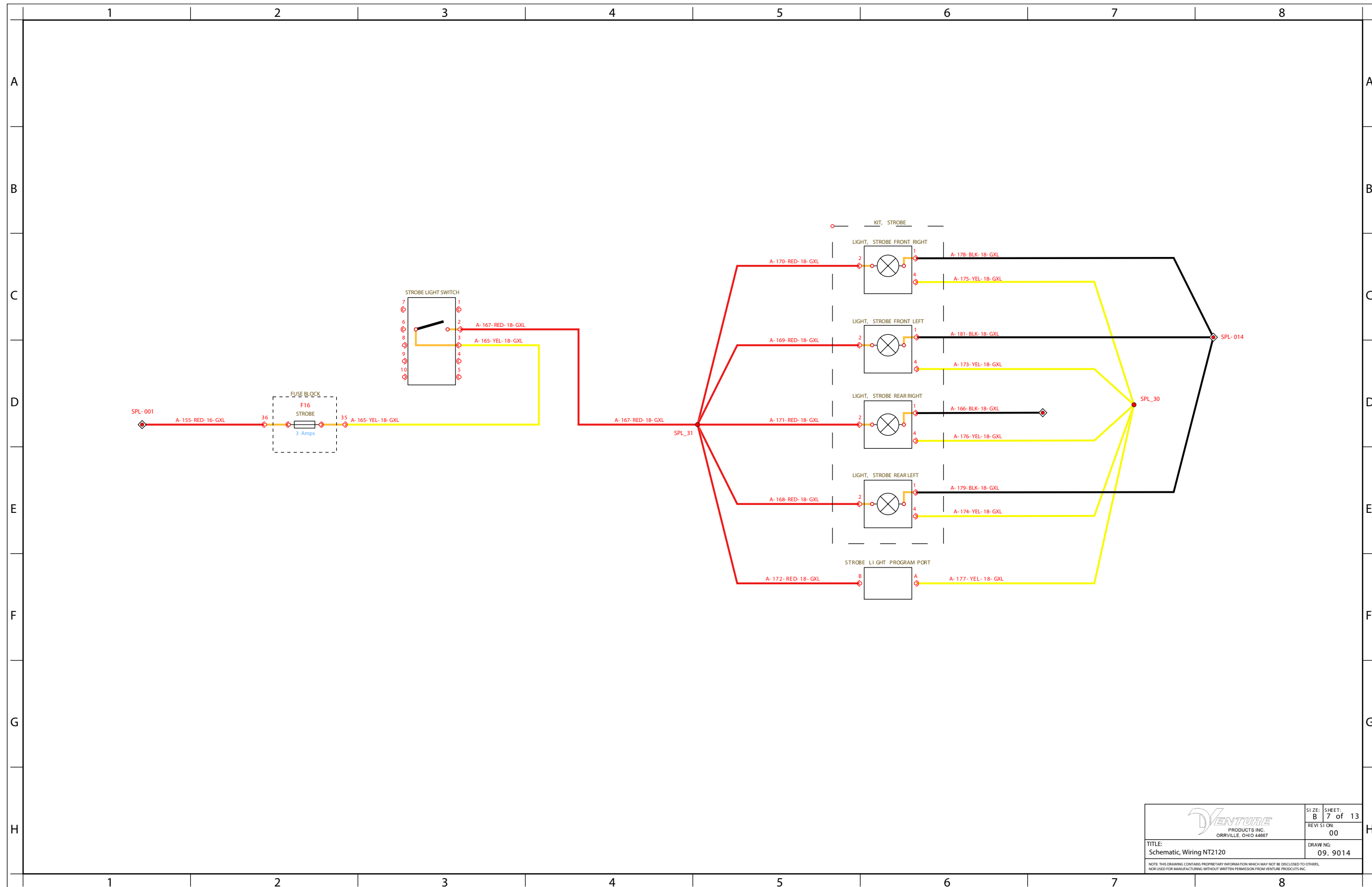
Work Lights & Tail Lights



 VENTURE PRODUCTS INC. ORRVILLE, OHIO 44667	SIZE: B SHEET: 6 of 13
	REV: 00 DRAW NO: 09.9014
TITLE: Schematic, Wiring NT2120	
<small>NOTE: THIS DRAWING CONTAINS PROPRIETARY INFORMATION WHICH MAY NOT BE DISCLOSED TO OTHERS, NOR USED FOR MANUFACTURING WITHOUT WRITTEN PERMISSION FROM VENTURE PRODUCTS INC.</small>	

ELECTRICAL

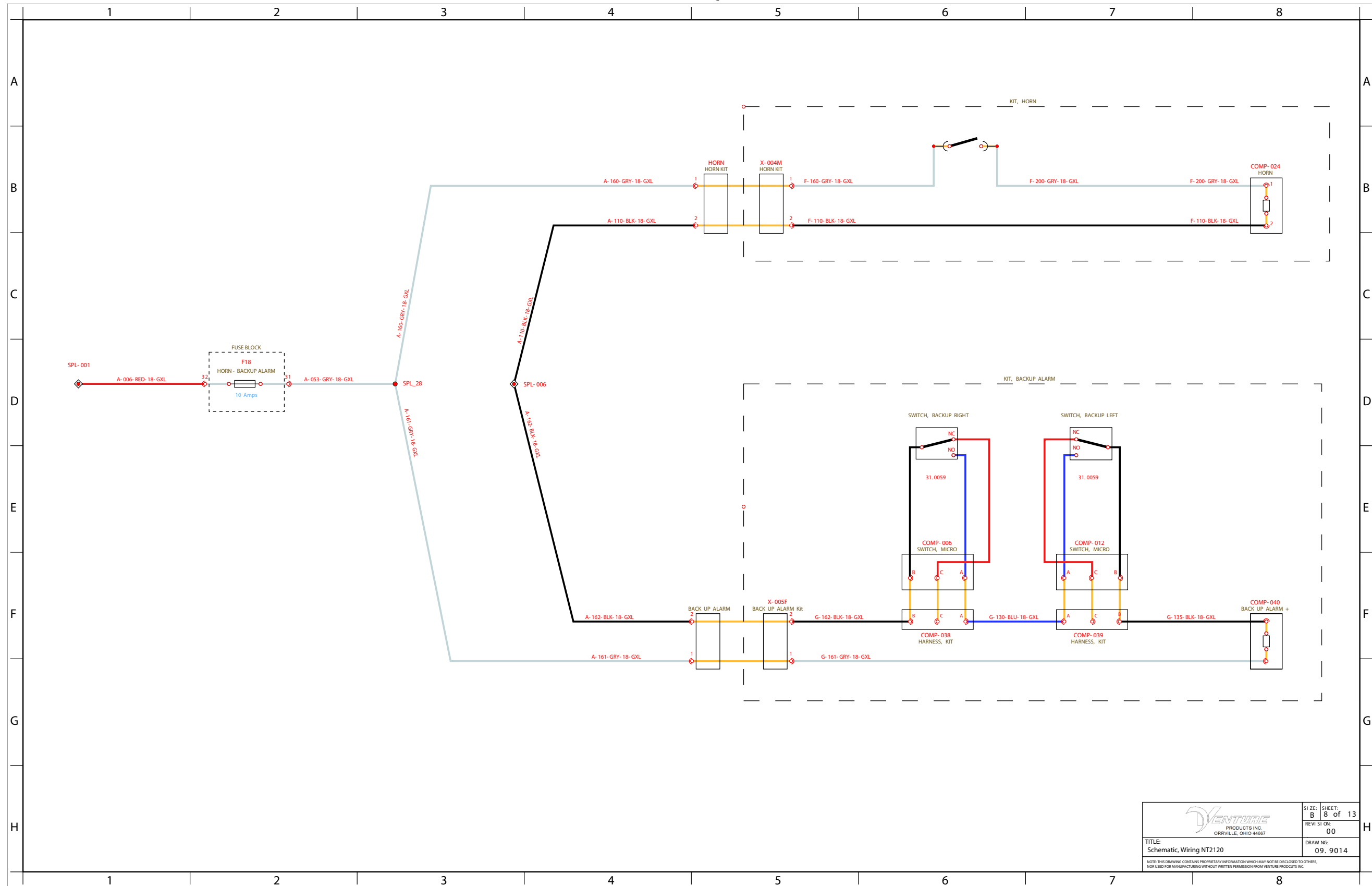
Strobe Lights



 VENTURE PRODUCTS INC. ORRVILLE, OHIO 44667	SIZE: B SHEET: 7 of 13
	REV: 00 DRAWING: 09.9014
TITLE: Schematic, Wiring NT2120	
<small>NOTE: THIS DRAWING CONTAINS PROPRIETARY INFORMATION WHICH MAY NOT BE DISCLOSED TO OTHERS, NOR USED FOR MANUFACTURING WITHOUT WRITTEN PERMISSION FROM VENTURE PRODUCTS INC.</small>	

ELECTRICAL

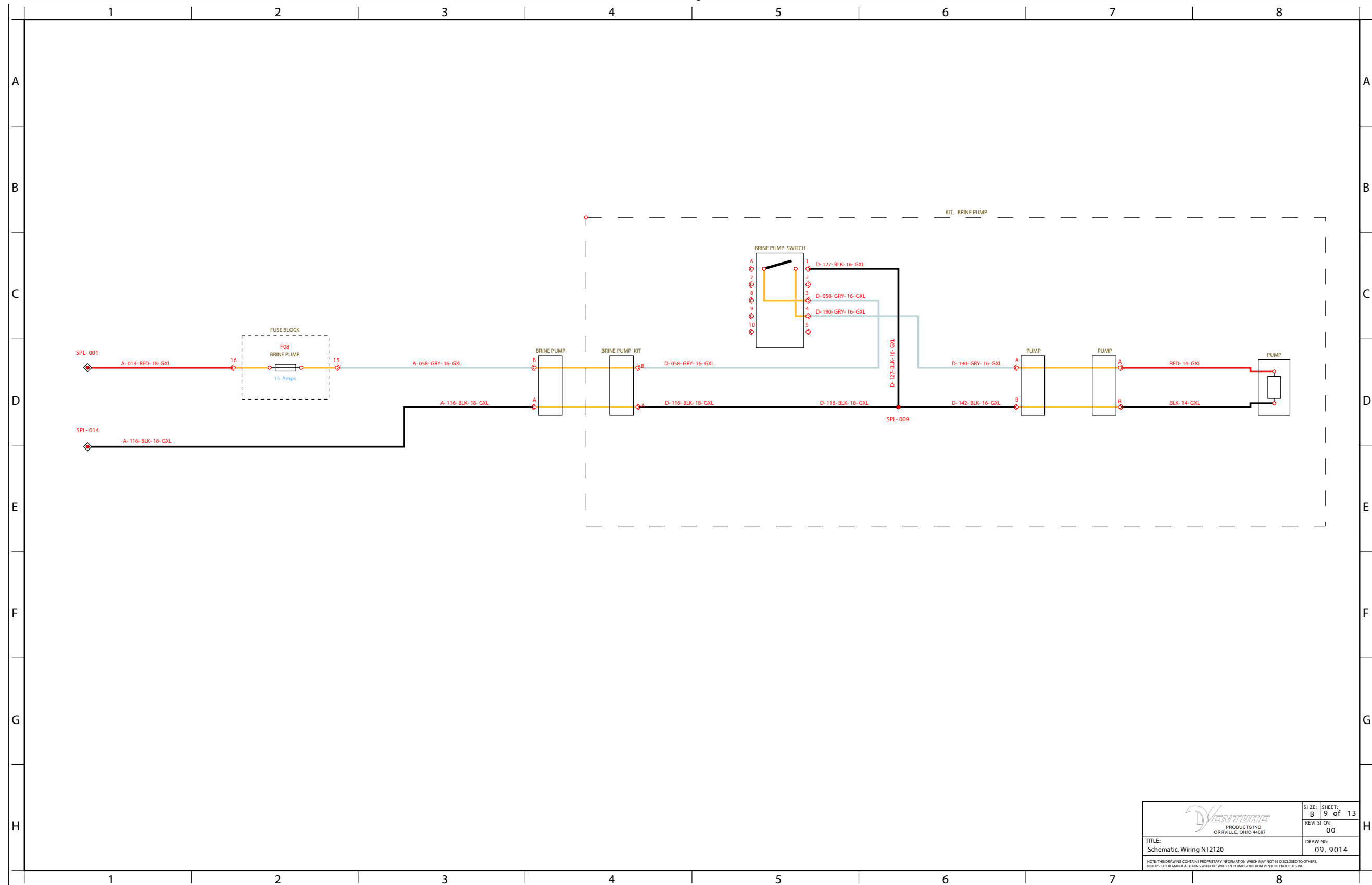
Horn / Backup Alarm



 VENTURIE PRODUCTS INC. ORRVILLE, OHIO 44667	SIZE: B SHEET: 8 of 13
	REV: 51 OK 00
TITLE: Schematic, Wiring NT2120	DRAW NG: 09. 9014
<small>NOTE: THIS DRAWING CONTAINS PROPRIETARY INFORMATION WHICH MAY NOT BE DISCLOSED TO OTHERS, NOR USED FOR MANUFACTURING WITHOUT WRITTEN PERMISSION FROM VENTURIE PRODUCTS INC.</small>	

ELECTRICAL

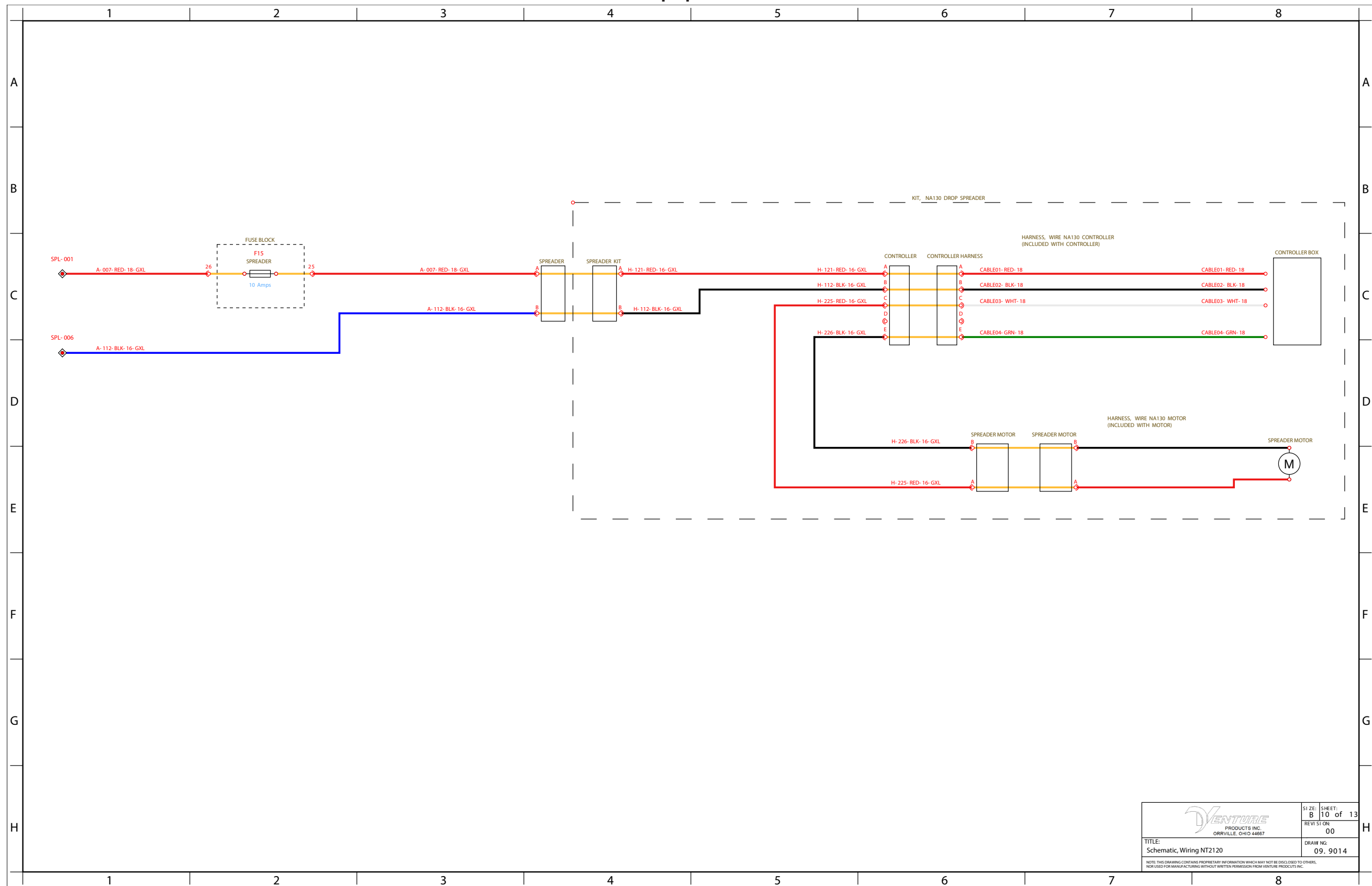
Brine System



 VENTURE PRODUCTS INC. ORRVILLE, OHIO 44667	SIZE: B SHEET: 9 of 13
	REVISION: 00 DRAWING: 09.9014
TITLE: Schematic, Wiring NT2120	
<small>NOTE: THIS DRAWING CONTAINS PROPRIETARY INFORMATION WHICH MAY NOT BE DISCLOSED TO OTHERS, NOR USED FOR MANUFACTURING WITHOUT WRITTEN PERMISSION FROM VENTURE PRODUCTS INC.</small>	

ELECTRICAL

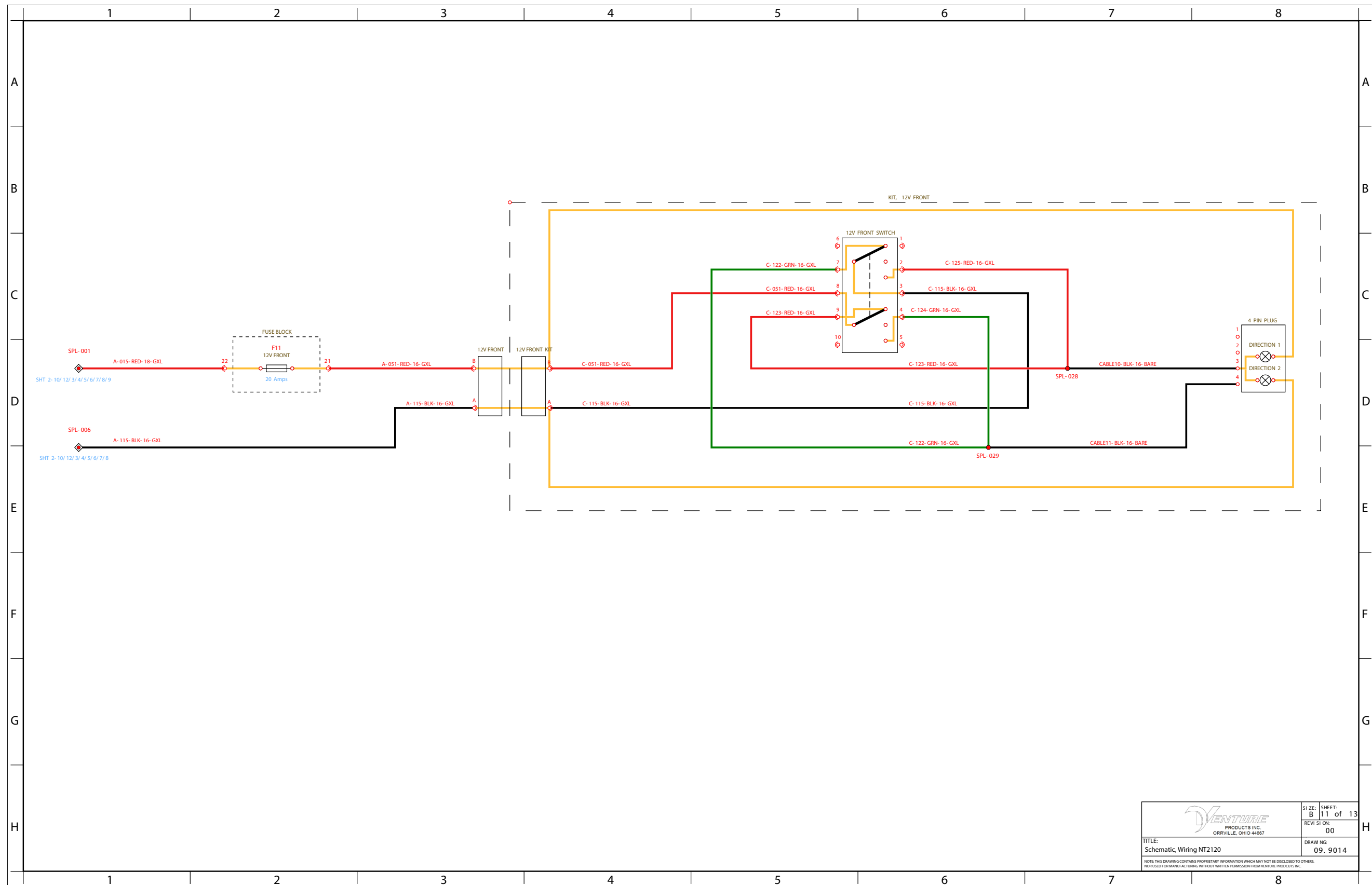
Drop Spreader



 VENTURE PRODUCTS INC. ORRVILLE, OHIO 44667	SIZE: B SHEET: 10 of 13
	REVISION: 00 DRAWING: 09.9014
TITLE: Schematic, Wiring NT2120	
<small>NOTE: THIS DRAWING CONTAINS PROPRIETARY INFORMATION WHICH MAY NOT BE DISCLOSED TO OTHERS. NOT USED FOR MANUFACTURING WITHOUT WRITTEN PERMISSION FROM VENTURE PRODUCTS INC.</small>	

ELECTRICAL

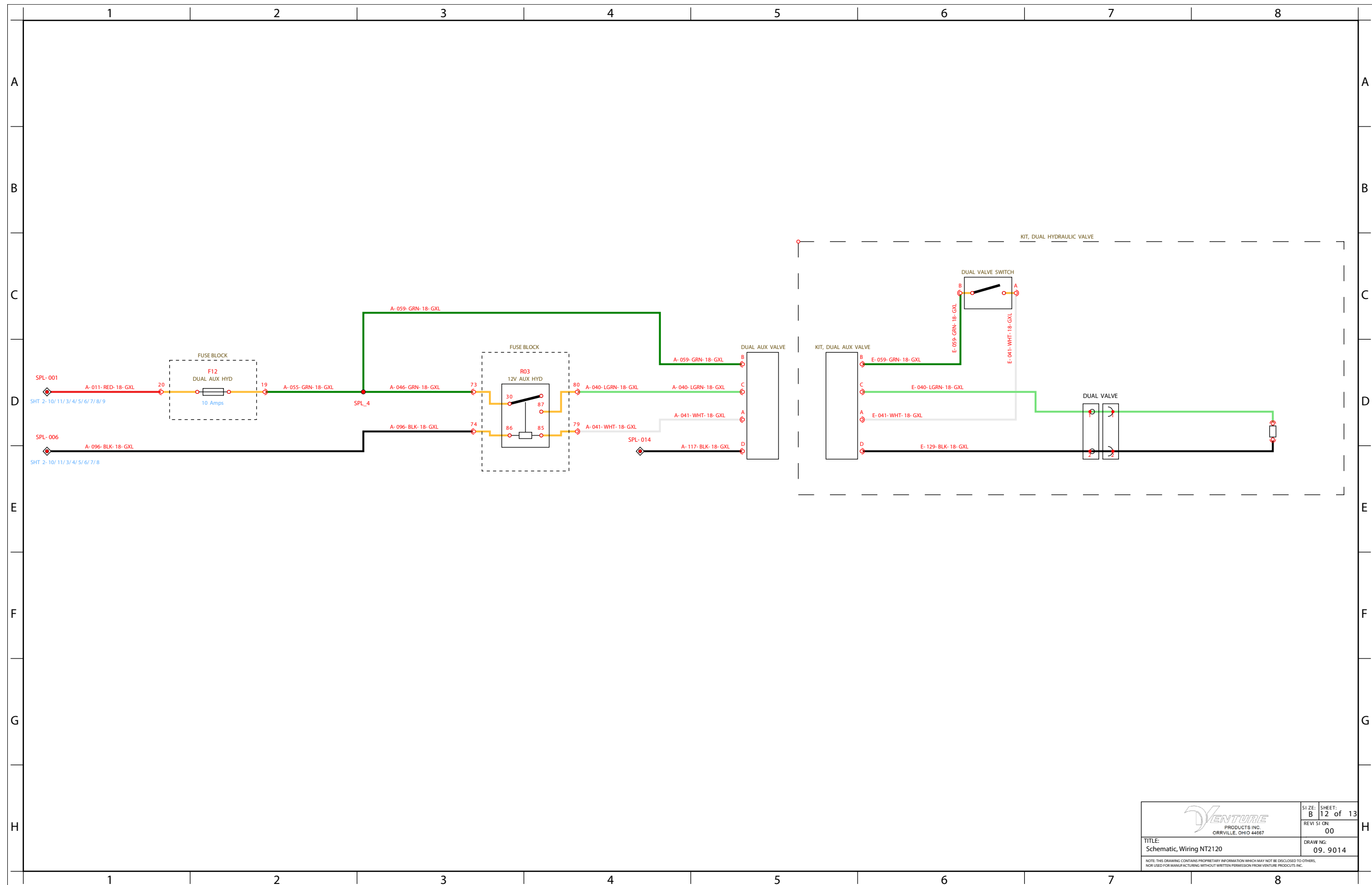
12 Volt Front



 VENTURE PRODUCTS INC. ORRVILLE, OHIO 44667	SI ZE: B	SHEET: 11 of 13
	REV: 00	REV SI ON: 00
TITLE: Schematic, Wiring NT2120	DRW NG: 09. 9014	
<small>NOTE: THIS DRAWING CONTAINS PROPRIETARY INFORMATION WHICH MAY NOT BE DISCLOSED TO OTHERS. NOT USED FOR MANUFACTURING WITHOUT WRITTEN PERMISSION FROM VENTURE PRODUCTS INC.</small>		

ELECTRICAL


Front Dual Aux



 VENTURE PRODUCTS INC. ORRVILLE, OHIO 44667	SIZE: B SHEET: 12 of 13
	REVISION: 00 DRAWING: 09.9014
TITLE: Schematic Wiring NT2120	
<small>NOTE: THIS DRAWING CONTAINS PROPRIETARY INFORMATION WHICH MAY NOT BE DISCLOSED TO OTHERS, NOR USED FOR MANUFACTURING WITHOUT WRITTEN PERMISSION FROM VENTURE PRODUCTS INC.</small>	

ELECTRICAL

12 Volt Actuator (Broom & Snowblower)



 VENTURE PRODUCTS INC. ORRVILLE, OHIO 44667	SIZE:	SHEET:
	B	13 of 13
TITLE:	REVISION:	DRAWING:
Schematic, Wiring NT2120	00	09. 9014
<small>NOTE: THIS DRAWING CONTAINS PROPRIETARY INFORMATION WHICH MAY NOT BE DISCLOSED TO OTHERS. NOT FOR USE IN MANUFACTURING WITHOUT WRITTEN PERMISSION FROM VENTURE PRODUCTS INC.</small>		

ELECTRICAL

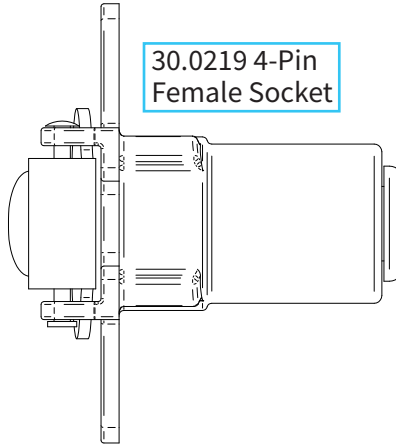
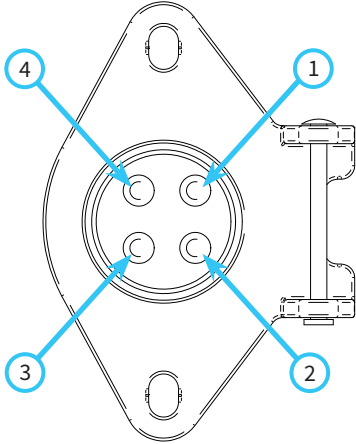
Wiring Diagram - Optional 30.0219 4-Pin Female Socket & 30.0218 4-Pin Male Plug

Attention

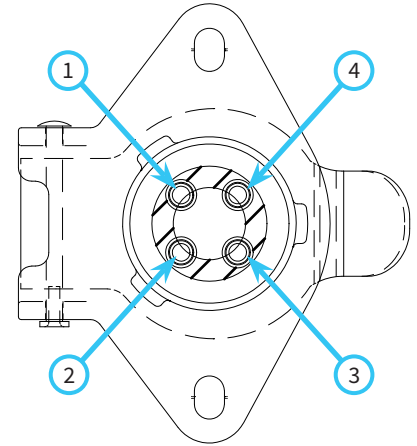
This connector (4-pin socket) is designed for use with Ventrac original equipment only.
 This connector (4-pin socket) is rated for 20 amp maximum current draw. Engine alternator and/or battery capacity determine allowable continuous draw.

30.0219 4-pin female socket is used in the 70.6006 12 Volt Front kit.

Front View of Socket
Without Cover



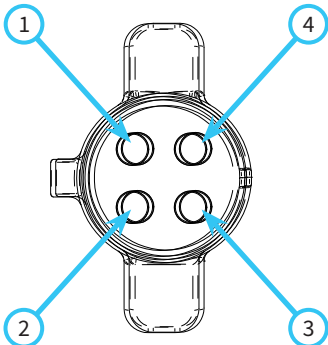
Rear View of Socket



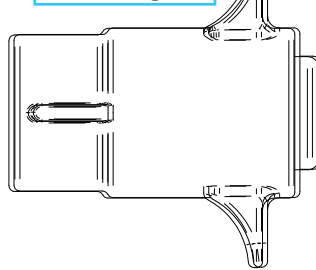
Terminal Position	Wire Color	Function
1	-	-
2	-	-
3	Green	Positive/Negative (Momentary Switched Reversing)
4	Red	Positive/Negative (Momentary Switched Reversing)

30.0218 4-pin plug is used on attachments to connect to the 30.0219 socket on the power unit.

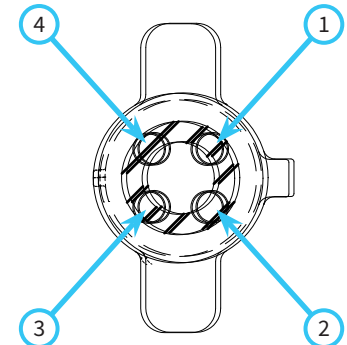
Front View of Plug



30.0218 4-Pin
Male Plug



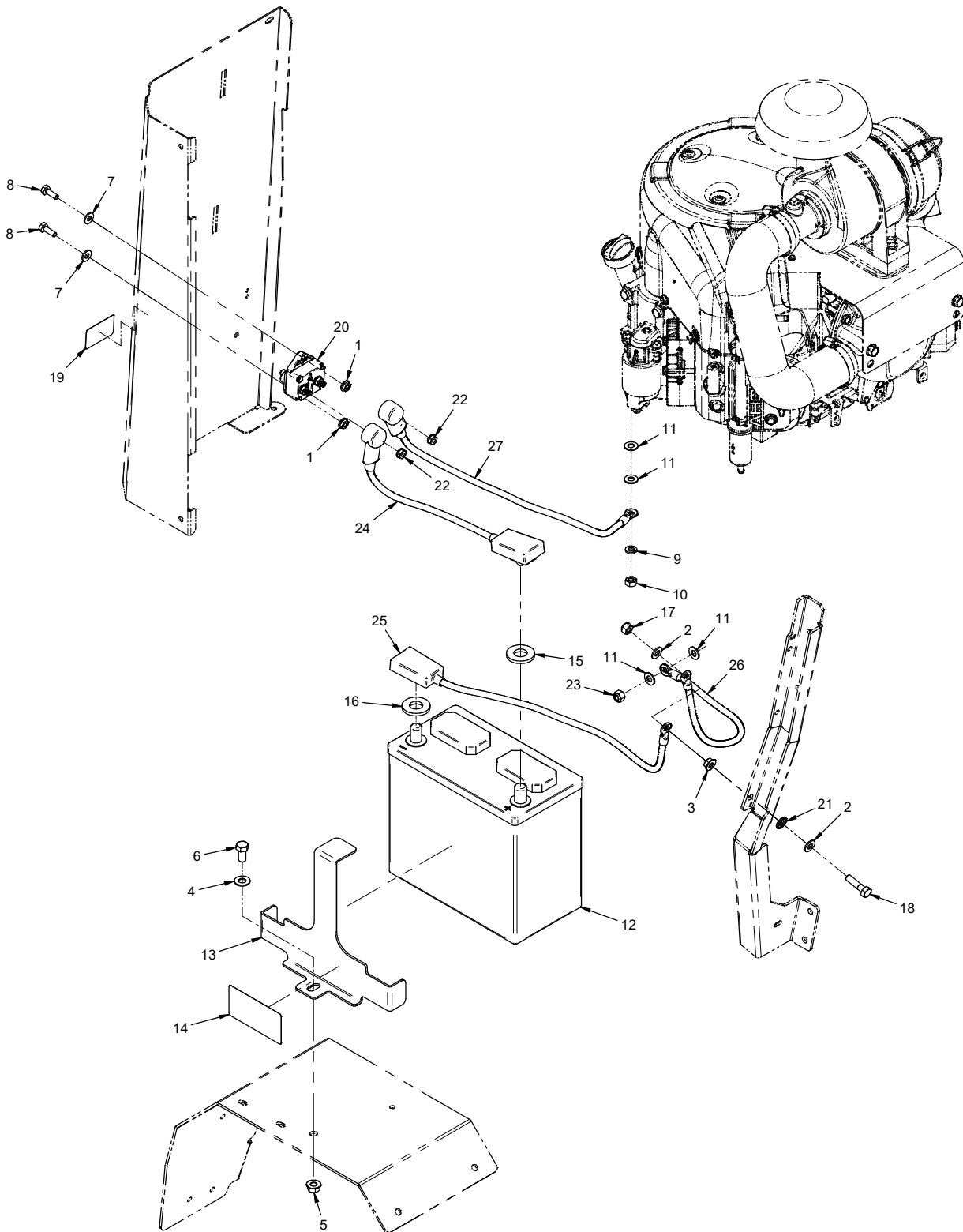
Rear View of Plug



Terminal Position	Wire Color	Function
1	-	-
2	-	-
3	Black	Positive/Negative (Momentary Switched Reversing)
4	White	Positive/Negative (Momentary Switched Reversing)

ELECTRICAL

ILLUSTRATED DRAWING Battery, Power Cables, & Ground Cables



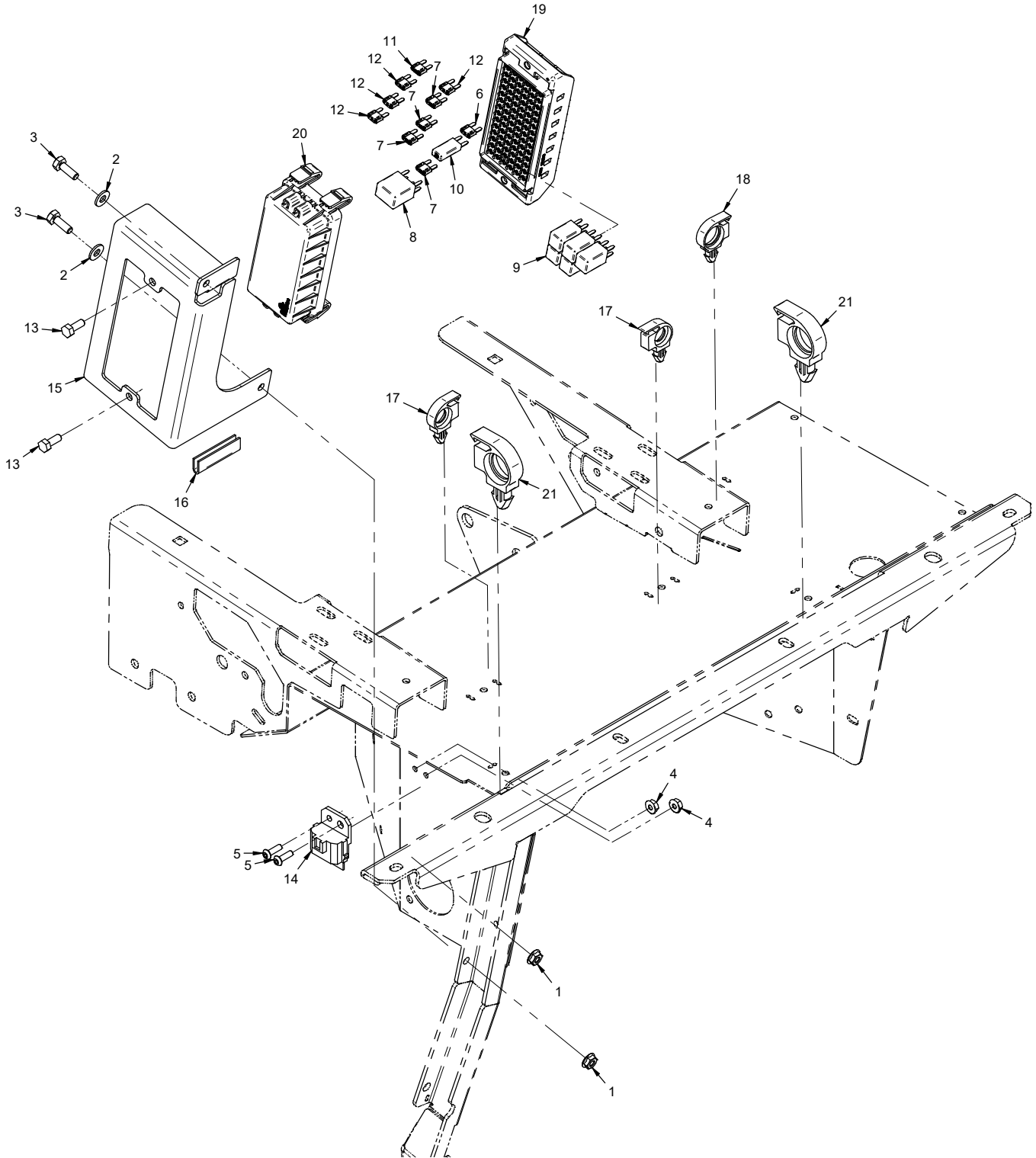
ELECTRICAL

Battery, Power Cables, & Ground Cables

REF.	PART NO.	DESCRIPTION	QTY.
1	99.SF04-3	Nut, SRF 1/4-20 USS Stainless	2
2	95.05-3	Washer, Flat 5/16 SAE SS	2
3	99.SF05-3	Nut, SRF 5/16-18 USS Stainless	1
4	95.06-3	Washer, Flat 3/8 SAE SS	1
5	99.SF06-3	Nut, SRF 3/8-16 USS Stainless	1
6	90.0606-3	Bolt, 3/8-16 USS x 3/4SS	1
7	95.04-3	Washer, Flat 1/4 SAE SS	2
8	90.0406-3	Bolt, 1/4-20 USS x 3/4 SS	2
9	96.05	Washer, Lock 5/16	1
10	99.M0008	Nut, M8 x 1.25MM ZP	1
11	95.05	Washer, Flat 5/16 SAE	4
12	33.0060	Battery, Group 51R	1
13	NT-1685	Bracket, Battery Mount	1
14	00.0629	Decal, Battery Hazard	1
15	05.0121	Washer, Anti Corrosion Red	1
16	05.0122	Washer, Anti Corrosion Black	1
17	99.A05N-3	Locknut, Nylon 5/16-18 SS	1
18	90.0510-3	Bolt, 5/16-18 USS x 1-1/4 SS	1
19	00.0447	Decal, Battery Disconnect	1
20	30.0501	Breaker, Circuit 150A	1
21	99.G0003	Washer, Star-External 5/16	1
22	99.E0127	Nut, 1/4-28 Ext. Tooth Lock Washer	2
23	99.A05N	Locknut, Nylon 5/16-18 USS	1
24	32.0190	Cable, Asm Pos 6Ga	1
25	32.0191	Cable, Asm Neg 6Ga	1
26	32.0192	Cable, Asm Neg 6Ga	1
27	32.0193	Cable, Asm Pos 6Ga	1

ELECTRICAL

ILLUSTRATED DRAWING Fuse Panel & Time Delay



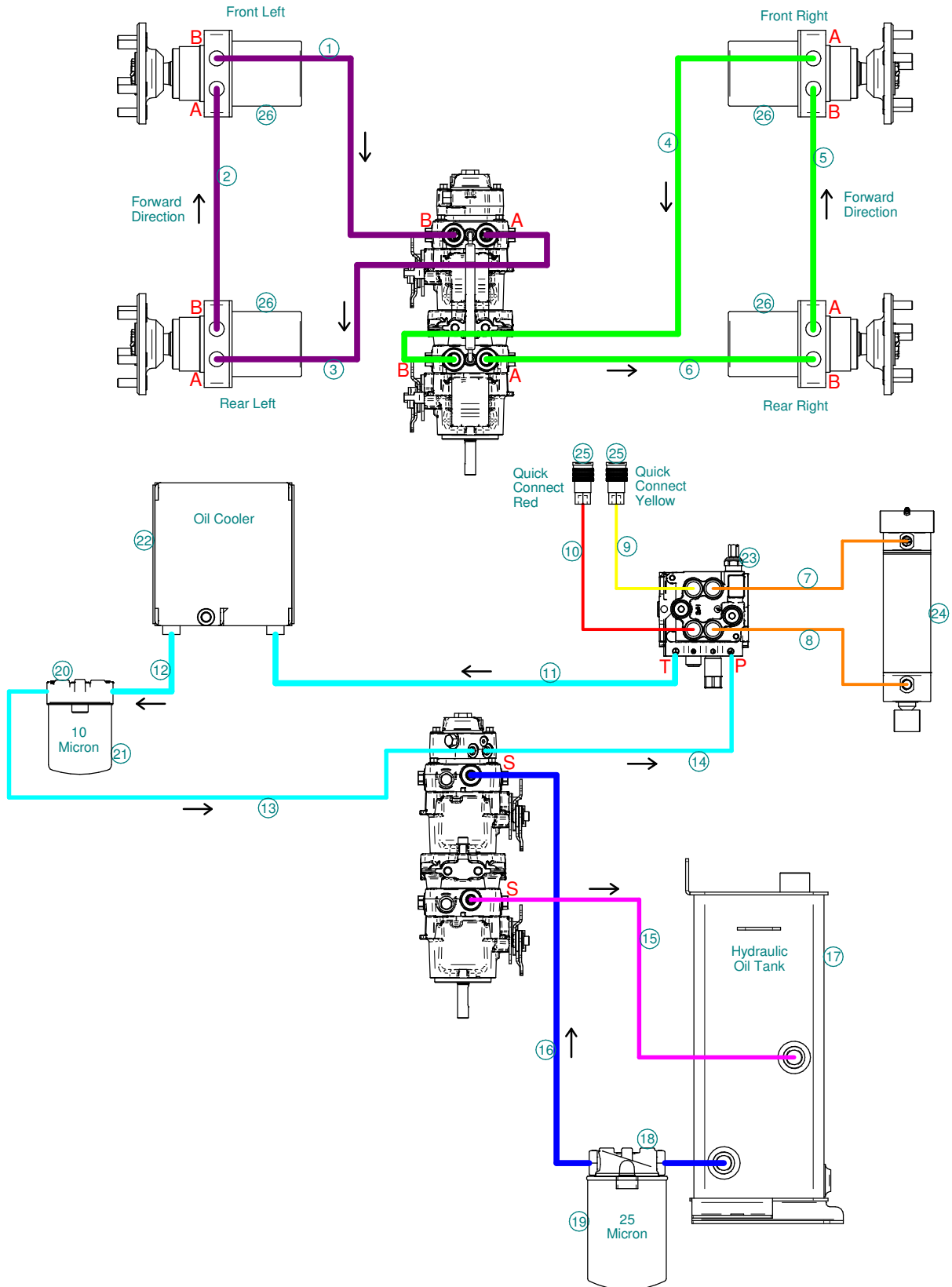
ELECTRICAL

Fuse Panel & Time Delay

REF.	PART NO.	DESCRIPTION	QTY.
1	99.SF04-3	Nut, SRF 1/4-20 USS Stainless	2
2	95.04-3	Washer, Flat 1/4 SAE SS	2
3	90.0406-3	Bolt, 1/4-20 USS x 3/4 SS	2
4	99.E0125	Nut, SRF #10-32 Stainless	2
5	99.K0149	Machine Screw, BSCS #10-32 X 5/8 SS	2
6	30.0332	Fuse, 5 Amp Mini Tan	1
7	30.0333	Fuse, 10 Amp Mini Red	4
8	35.0117	Relay, 12v 35/20 Amp 280 Micro	1
9	35.0158	Relay, 12V 20 Amp 280 Ultra Micro	5
10	30.0429	Breaker, Circuit 25 Amp Mini	1
11	30.0337	Fuse, 30 Amp Mini Green	1
12	30.0531	Fuse, 3 Amp Mini Violet	4
13	99.M0038	Bolt, M6 X 1.0 X 16MM SS	2
14	35.0106	Time Delay, .5 Second	1
15	NT-1620	Bracket, Fuse Panel Mount	1
16	06.0050-3IN	Trim, Trim Loc 1/2 x 3/16	1
17	30.0136	Clamp, Loom 1/2 Rosebud Mount	2
18	30.0138	Clamp, Loom 3/4 Rosebud Mount	1
19	30.0502	Fuse Panel, 84 Pos Mini	1
20	30.0504	Cover, Fuse Panel NT2100	1
21	30.0576	Clamp, Loom 1" Rosebud Mount	2

HYDRAULICS

ILLUSTRATED DRAWING Hydraulic Diagram



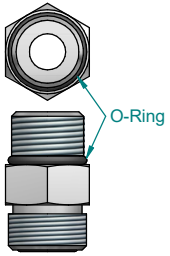
HYDRAULICS

Hydraulic Diagram

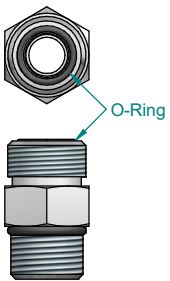
REF.	PART NO.	DESCRIPTION	QTY.
1	20.0324	Hose, 1/2x48.50 SAE 100R17AR	1
2	20.0326	Hose, 1/2x37.50 SAE 100R17AR	1
3	20.0323	Hose, 1/2x30.00 SAE 100R17AR	1
4	20.0327	Hose, 1/2x46.50 SAE 100R17AR	1
5	20.0325	Hose, 1/2x32.50 SAE 100R17AR	1
6	20.0328	Hose, 1/2x32.50 SAE 100R17AR	1
7	20.0331	Hose, 1/4x62.00 SAE 100R17AR	1
8	20.0330	Hose, 1/4x57.00 SAE 100R17AR	1
9	20.0333	Hose, 1/4x47.00 SAE 100R17AR	1
10	20.0332	Hose, 1/4x44.00 SAE 100R17AR	1
11	22.0096	Hose, 1/2x25.5 SAE J1402	1
12	22.0097	Hose, 1/2x20.5 SAE J1402	1
13	20.0336	Hose, 3/8x9.00 SAE 100R17AR	1
14	20.0329	Hose, 3/8x23.00 SAE 100R17AR	1
15	20.0334	Hose, 3/8x13.00 SAE 100R17AR	1
16	20.0335	Hose, Formed - Suct. Filter To Pump	1
17	NT-6100	Tank, Hydraulic Oil	1
18	21.0115	Filter, Head 08 SAE Port	1
19	21.0122	Filter, Hyd. 25 Micron Syn.	1
20	21.0123	Filter, Head 06 ORB	1
21	21.0124	Filter, Hyd. 10 Micron Cel.	1
22	21.0121	Cooler, Hydraulic	1
23	23.0174	Valve, HYD 2 SPL w/Float	1
24	23.0173	Cylinder, 2-1/2" x 6"	1
25	23.0177	Coupler, Female Flat Face Quick 1/4	2
26	21.0156	Motor, Wheel Parker	4

HYDRAULICS

Hydraulic Fitting O-Ring Chart



Straight Thread O-Ring Boss - O-Ring Replacement Part Numbers						
SAE Fitting Size	Thread Size	VPI Part #	ID	OD	Width	AS568A Dash #
-04	7/16-20	26.0035	0.351"	0.495"	0.072"	904
-06	9/16-18	26.0036	0.468"	0.624"	0.078"	906
-08	3/4-16	26.0037	0.644"	0.818"	0.087"	908
-10	7/8-14	26.0038	0.755"	0.949"	0.097"	910
-12	1-1/16-12	26.0039	0.924"	1.156"	0.116"	912
-16	1-5/16-12	26.0043	1.171"	1.403"	0.116"	916



O-Ring Face Seal Hose - O-Ring Replacement Part Numbers						
SAE Fitting Size	Thread Size	VPI Part #	ID	OD	Width	AS568A Dash #
-04	9/16-18	26.0044	0.301"	0.441"	0.070"	011
-06	11/16-16	26.0025	0.364"	0.504"	0.070"	012
-08	13/16-16	26.0009	0.489"	0.629"	0.070"	014
-10	1-14	26.0023	0.614"	0.754"	0.070"	016
-12	1-3/16-12	26.0045	0.739"	0.879"	0.070"	018
-16	1-7/16-12	26.0046	0.926"	1.066"	0.070"	021

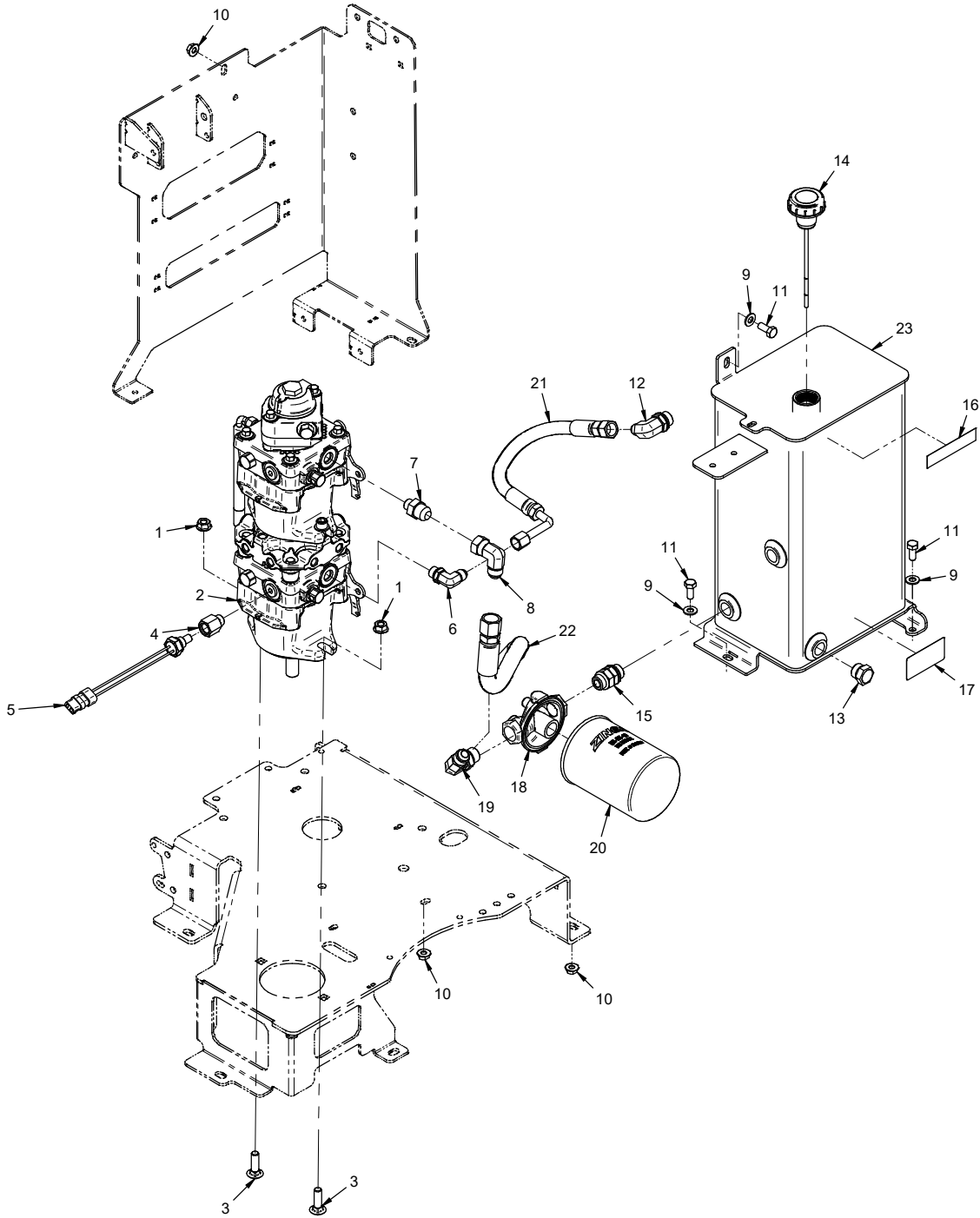
HYDRAULICS

Blank

HYDRAULICS

ILLUSTRATED DRAWING

Hydraulic Oil Tank, Pump Assembly, & Main Hydraulic Filter



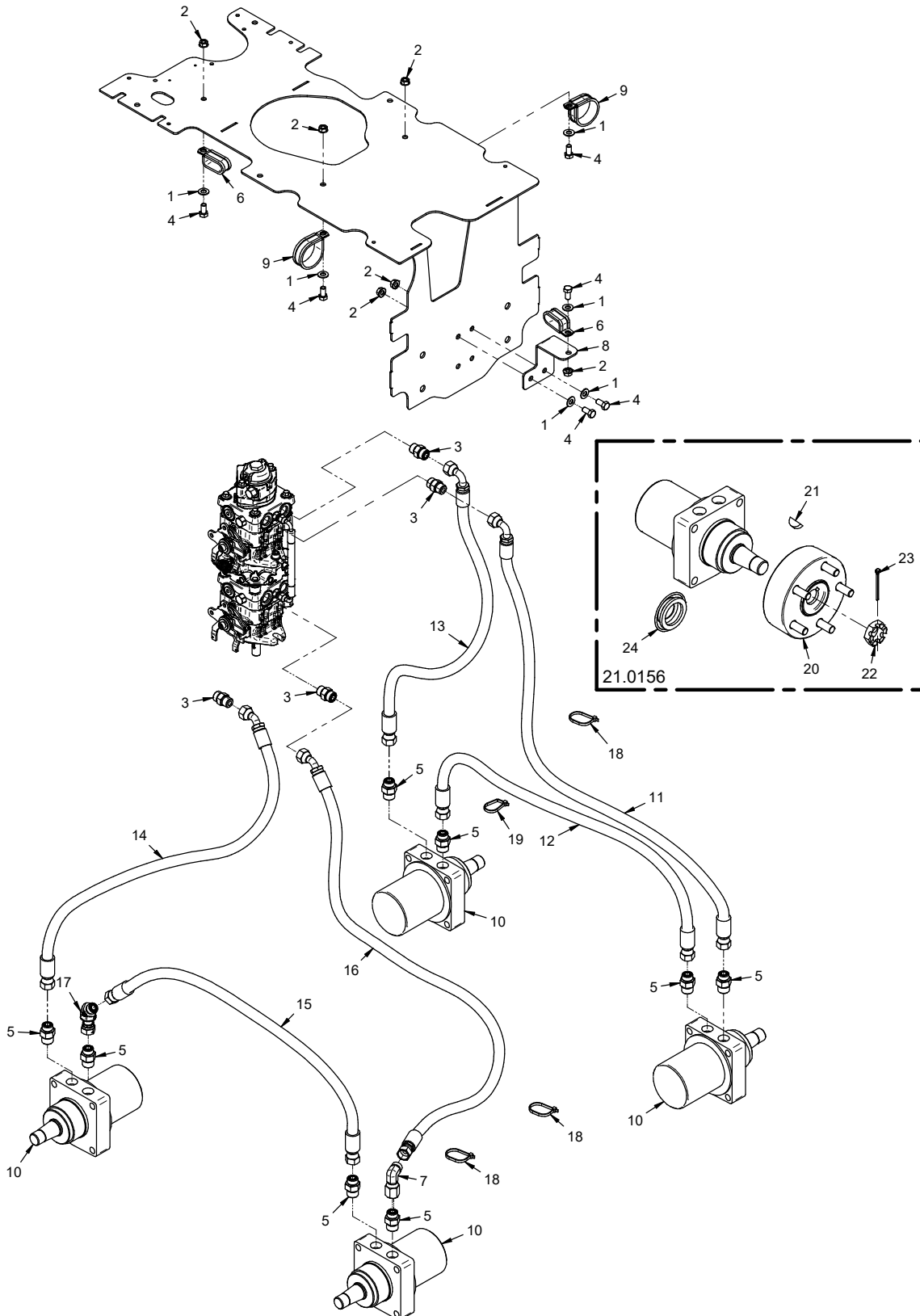
HYDRAULICS

Hydraulic Oil Tank, Pump Assembly, & Main Hydraulic Filter

REF.	PART NO.	DESCRIPTION	QTY.
1	99.SF06-3	Nut, SRF 3/8-16 USS Stainless	2
2	21.0131	Pump, Hydrogear Tandem Asm	1
3	97.0610-3	Bolt, Carriage 3/8-16 X 1-1/4 SS	2
4	24.0018	Fitting, Str 06MORB x 06FORB Drilled .391"	1
5	13.0326	Switch, Temp -06 SAE ORB	1
6	25.6801-06-06-CP	Fitting, 90 ME 3/8 x 3/8	1
7	25.6400-08-06-CP	Fitting, M Conn 1/2 x 3/8	1
8	25.6500-08-08-CP	Fitting, 90 Mfe 1/2 X 1/2	1
9	95.05-3	Washer, Flat 5/16 SAE SS	3
10	99.SF05-3	Nut, SRF 5/16-18 USS Stainless	3
11	90.0506-3	Bolt, 5/16-18 USS x 3/4 SS	3
12	25.6801-06-08	Fitting, 90 ME 3/8 X 1/2	1
13	25.6408-08-CP	Fitting, Plug 8MB	1
14	23.0175	Dipstick, Asm 5-1/4	1
15	25.6407-08-08-CP	Fitting, M. Adapter -08 X -08	1
16	00.0148	Decal, Hyd. Oil 3-7/16 x 3/4	1
17	00.0374	Decal, Hot Surface	1
18	21.0115	Filter, Head 08 SAE Port	1
19	25.6801-08-08-CP	Fitting, 90 ME 1/2 x 1/2	1
20	21.0122	Filter, Hyd. 25 Micron Syn	1
21	20.0334	Hose, 3/8x13.00 SAE 100R17AR	1
22	20.0335	Hose, Formed - Suct. Filter To Pump	1
23	NT-6100	Tank, Hydraulic Oil	1

HYDRAULICS

ILLUSTRATED DRAWING Hydraulic Drive Circuit



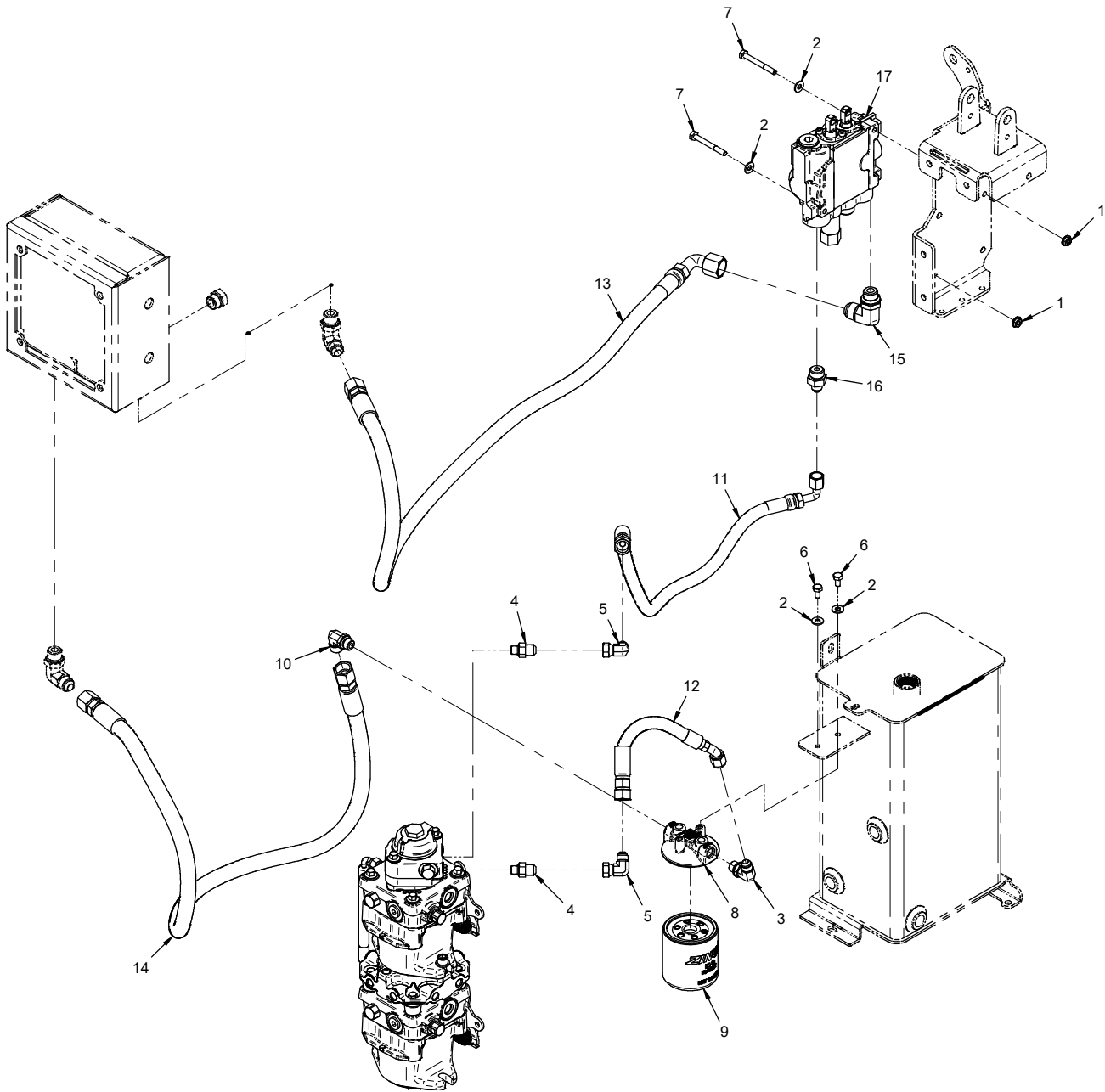
HYDRAULICS

Hydraulic Drive Circuit

REF.	PART NO.	DESCRIPTION	QTY.
1	95.06-3	Washer, Flat 3/8 SAE SS	6
2	99.SF06-3	Nut, SRF 3/8-16 USS Stainless	6
3	25.FF6400-08-08-CP	Fitting, Connector 8MFF x 8MB	4
4	90.0606-3	Bolt, 3/8-16 USS x 3/4SS	6
5	25.FF6400-08-10-CP	Fitting, Connector 8MFF x 10MB	8
6	11.0071	Clamp, Cushioned Metal 3/4" 2-Tube	2
7	25.FF6500-08-08-CP	Fitting, 90 Elbow 8MFF x 8FSX	1
8	NT-1032	Bracket, Hose Clamp Front	1
9	11.0065	Clamp, Cushioned Metal 2"	2
10	21.0156	Motor, Wheel Parker	4
11	20.0324	Hose, 1/2x48.50 SAE 100R17AR	1
12	20.0326	Hose, 1/2x37.50 SAE 100R17AR	1
13	20.0323	Hose, 1/2x30.00 SAE 100R17AR	1
14	20.0328	Hose, 1/2x32.50 SAE 100R17AR	1
15	20.0325	Hose, 1/2x32.50 SAE 100R17AR	1
16	20.0327	Hose, 1/2x46.50 SAE 100R17AR	1
17	25.FF6502-08-08-CP	Fitting, 45 Elbow 8MFF x 8FFS	1
18	30.0037	Tyton Tie, #50 .18 x 8 Black	3
19	30.0204	Tyton Tie, #50 .190 x 12"	1
20	53.0220	Hub, Cast Wheel 5 Bolt 1-1/4" Taper Bore	1
21	85.W0508	Key, Woodruff 5/16 x 1	1
22	99.E0069	Nut, Castle 1"-20 UNEF	1
23	02.CP0516	Cotter Pin, 5/32 x 2	1
24	89.0105	Kit, Seal Parker TJ Series Wheel Motor	1

HYDRAULICS

ILLUSTRATED DRAWING Hydraulic Auxiliary Circuit



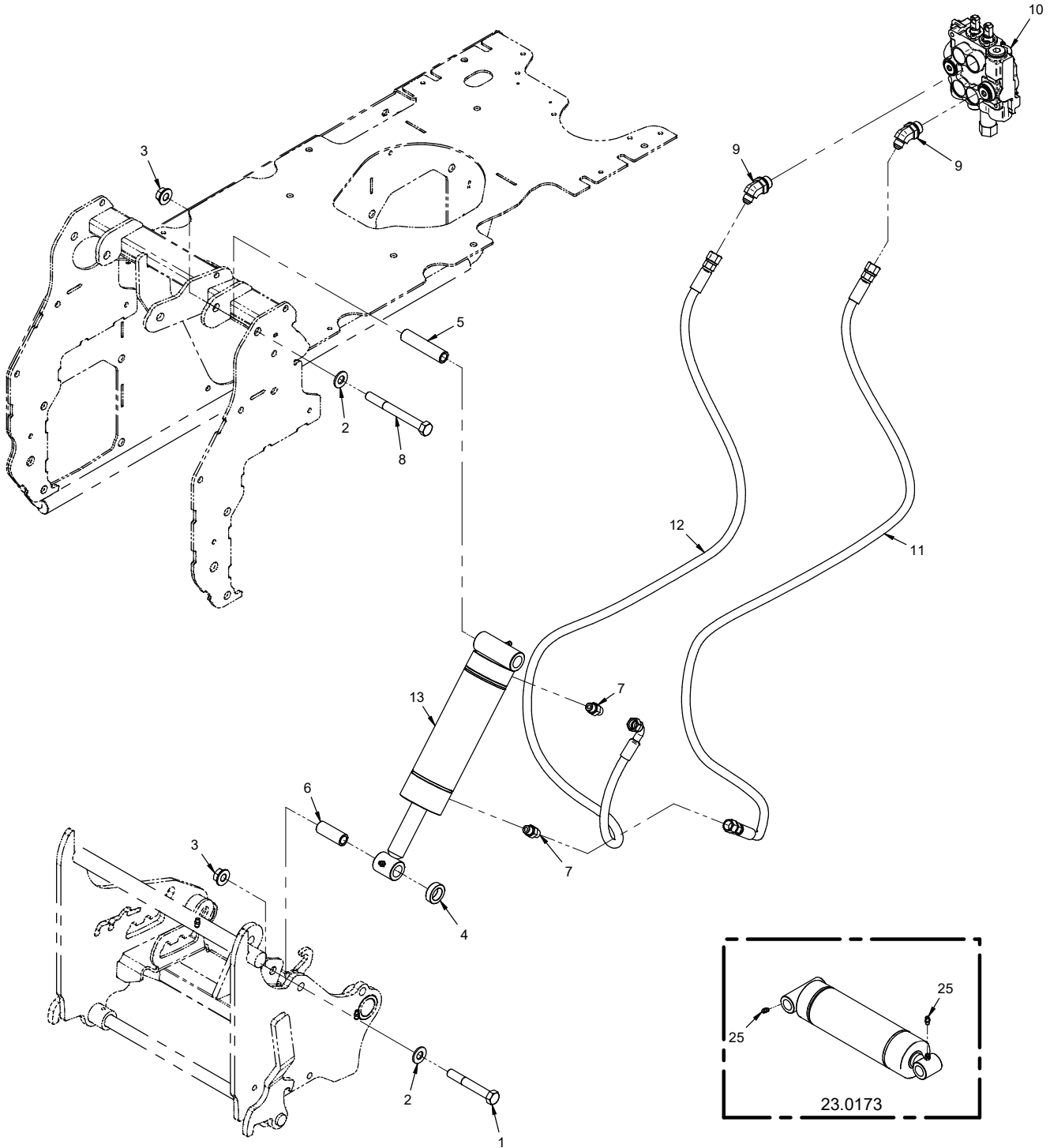
HYDRAULICS

Hydraulic Auxiliary Circuit

REF.	PART NO.	DESCRIPTION	QTY.
1	99.SF04-3	Nut, SRF 1/4-20 USS Stainless	2
2	95.04-3	Washer, Flat 1/4 SAE SS	4
3	25.6801-06-06-CP	Fitting, 90 ME 3/8 x 3/8	1
4	25.6400-06-04-CP	Fitting, M Conn 3/8 X 1/4	2
5	25.6500-06-06-CP	Fitting, 90 MFE 3/8 x 3/8	2
6	90.0404-3	Bolt, 1/4-20 USS x 1/2 SS	2
7	90.0418-3	Bolt, 1/4-20 USS x 2-1/4 SS	2
8	21.0123	Filter, Head 06 ORB	1
9	21.0124	Filter, Hyd. 10 Micron Cel.	1
10	25.6801-08-06-CP	Fitting, 90 ME 1/2 x 3/8	1
11	20.0329	Hose, 3/8x23.00 SAE 100R17AR	1
12	20.0336	Hose, 3/8x9.00 SAE 100R17AR	1
13	22.0096	Hose, 1/2 x 25.50 SAE J1402	1
14	22.0097	Hose, 1/2 x 20.50 SAE J1402	1
15	25.6801-10-08-CP	Fitting, 90 ME 5/8 x 1/2	1
16	25.6400-06-08-CP	Fitting, M Conn 3/8 x 1/2	1
17	23.0174	Valve, Hyd 2 Spl w/Float	1

HYDRAULICS

ILLUSTRATED DRAWING Front Hitch Hydraulic Lift



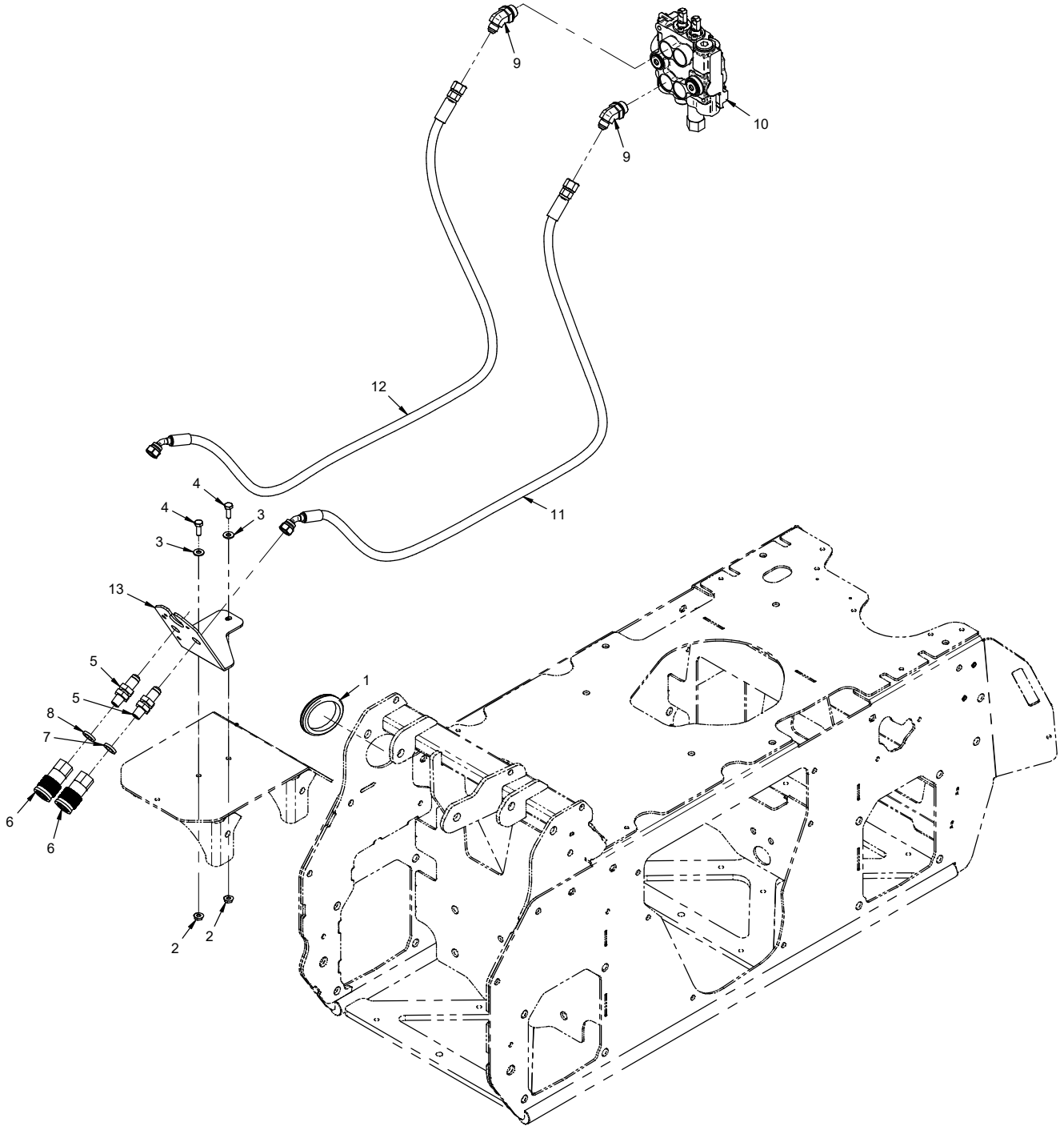
HYDRAULICS

Front Hitch Hydraulic Lift

REF.	PART NO.	DESCRIPTION	QTY.
1	90.0828	Bolt, 1/2-13 USS x 3-1/2	1
2	95.08	Washer, Flat 1/2 SAE	2
3	99.E0103	Nut, Locking Flange 1/2-13	2
4	NT-1114	Spacer, Lower Cylinder Mount	1
5	NT-1670	Bushing, Lift Cylinder Upper	1
6	NT-1113	Bushing, Lift Cylinder Lower	1
7	25.6400-06-06-CP	Fitting, M Conn 3/8 X 3/8	2
8	90.0838	Bolt, 1/2-13 USS x 4-3/4	1
9	25.6802-06-08-CP	Fitting, 45 ME 3/8 x 1/2	2
10	23.0174	Valve, Hyd 2 Spl w/Float	1
11	20.0330	Hose, 1/4x57.00 SAE 100R17AR	1
12	20.0331	Hose, 1/4x62.00 SAE 100R17AR	1
13	23.0173	Cylinder, 2-1/2" x 6"	1
25	29.GF0001	Grease Ftg, 1/4 SAE ST	2

HYDRAULICS

ILLUSTRATED DRAWING Auxiliary Hydraulic Quick Couplers



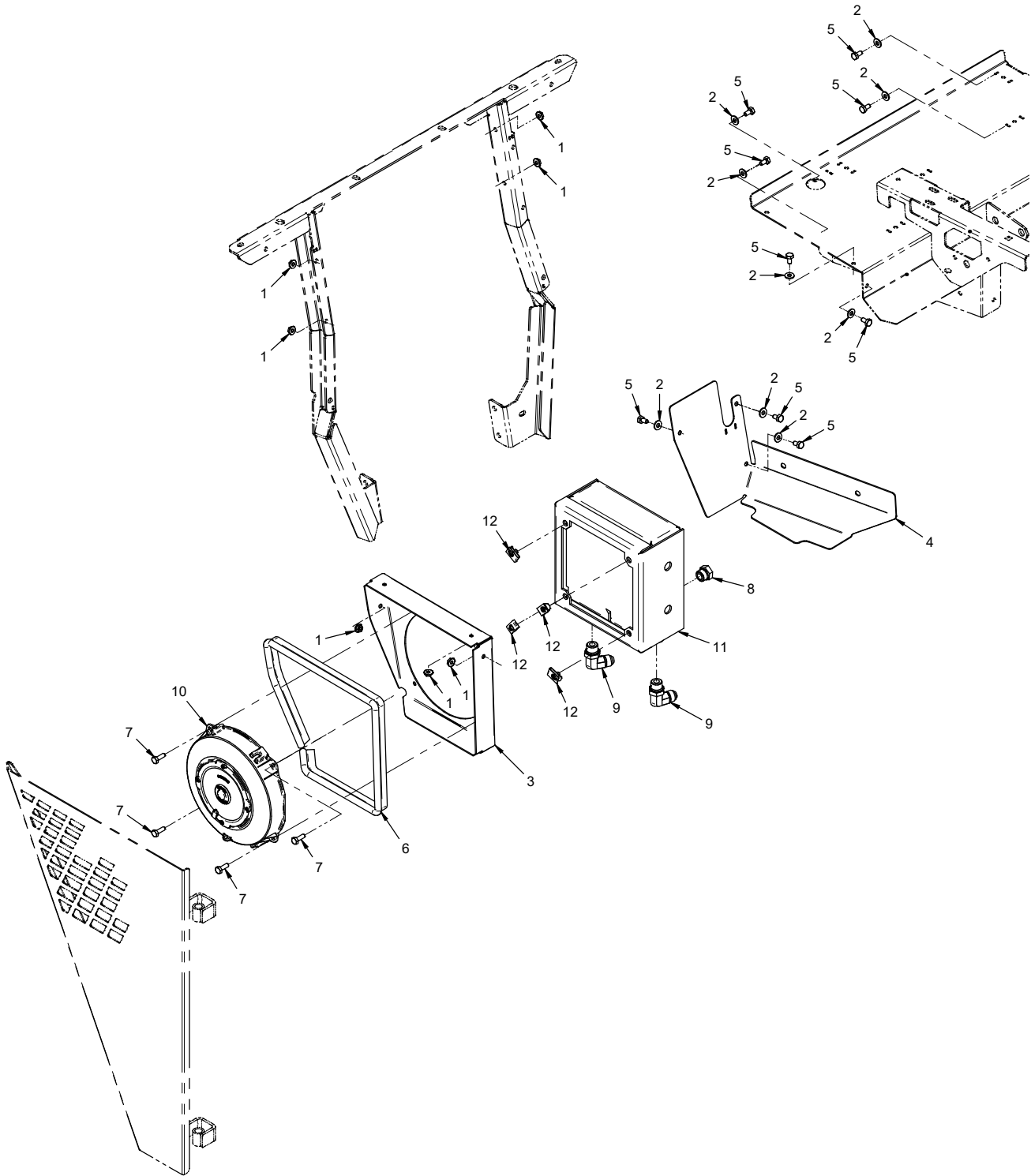
HYDRAULICS

Auxiliary Hydraulic Quick Couplers

REF.	PART NO.	DESCRIPTION	QTY.
1	05.0148	Grommet, 2-1/2ID, 3-1/8OD, 3/8T	1
2	99.SF04-3	Nut, SRF 1/4-20 USS Stainless	2
3	95.04-3	Washer, Flat 1/4 SAE SS	2
4	90.0406-3	Bolt, 1/4-20 USS x 3/4 SS	2
5	25.2706-04-06LN-CP	Fitting, Bulkhead W/ Locknut	2
6	23.0177	Coupler, Female Flat Face Quick 1/4	2
7	05.0116	Washer, .544 ID x .817 x .14 Red	1
8	05.0117	Washer, .544 ID x .817 x .14 Yel.	1
9	25.6802-06-08-CP	Fitting, 45 ME 3/8 x 1/2	2
10	23.0174	Valve, Hyd 2 Spl w/Float	1
11	20.0332	Hose, 1/4x44.00 SAE 100R17AR	1
12	20.0333	Hose, 1/4x47.00 SAE 100R17AR	1
13	NT-1122	Bracket, Aux Hyd Coupler	1

HYDRAULICS

ILLUSTRATED DRAWING Hydraulic Oil Cooler & Fan



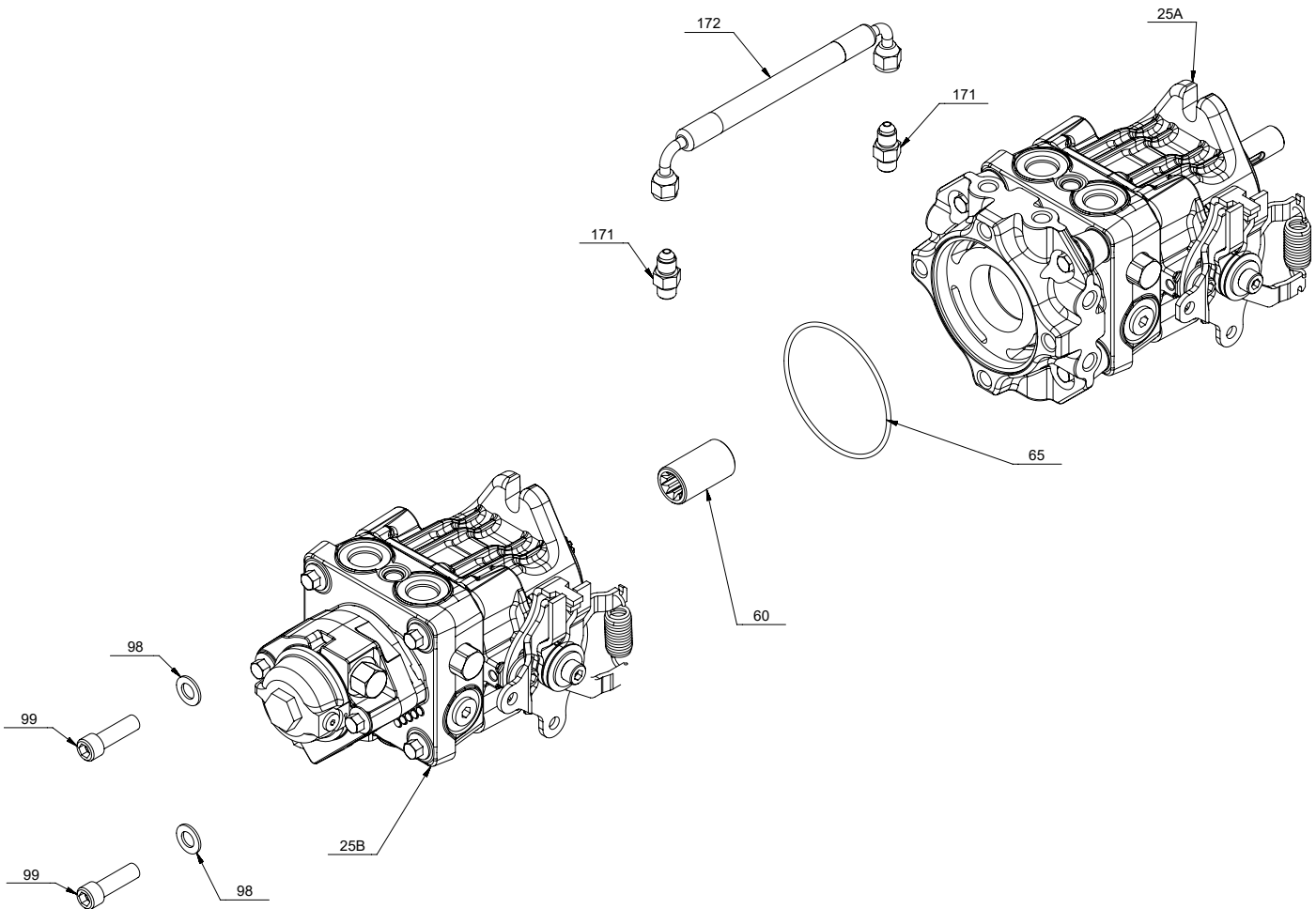
HYDRAULICS

Hydraulic Oil Cooler & Fan

REF.	PART NO.	DESCRIPTION	QTY.
1	99.SF04-3	Nut, SRF 1/4-20 USS Stainless	7
2	95.04-3	Washer, Flat 1/4 SAE SS	9
3	NT-1574	Mount, Hydraulic Cooler	1
4	NT-1575	Panel, Hyd Cooler Support	1
5	90.0404-3	Bolt, 1/4-20 USS x 1/2 SS	9
6	06.0043-39	Trim, Trim Seal W/Bulb	1
7	90.0406-3	Bolt, 1/4-20 USS x 3/4 SS	4
8	25.6408-08-CP	Fitting, Plug 8MB	1
9	25.6801-08-08-CP	Fitting, 90 ME 1/2 x 1/2	2
10	37.0057	Fan, Electric 7.5"	1
11	21.0121	Cooler, Hydraulic	1
12	99.E0046	Nut, "U" 1/4-20 Extruded	4

HYDRAULICS

ILLUSTRATED DRAWING Tandem Hydraulic Pump (21.0131)



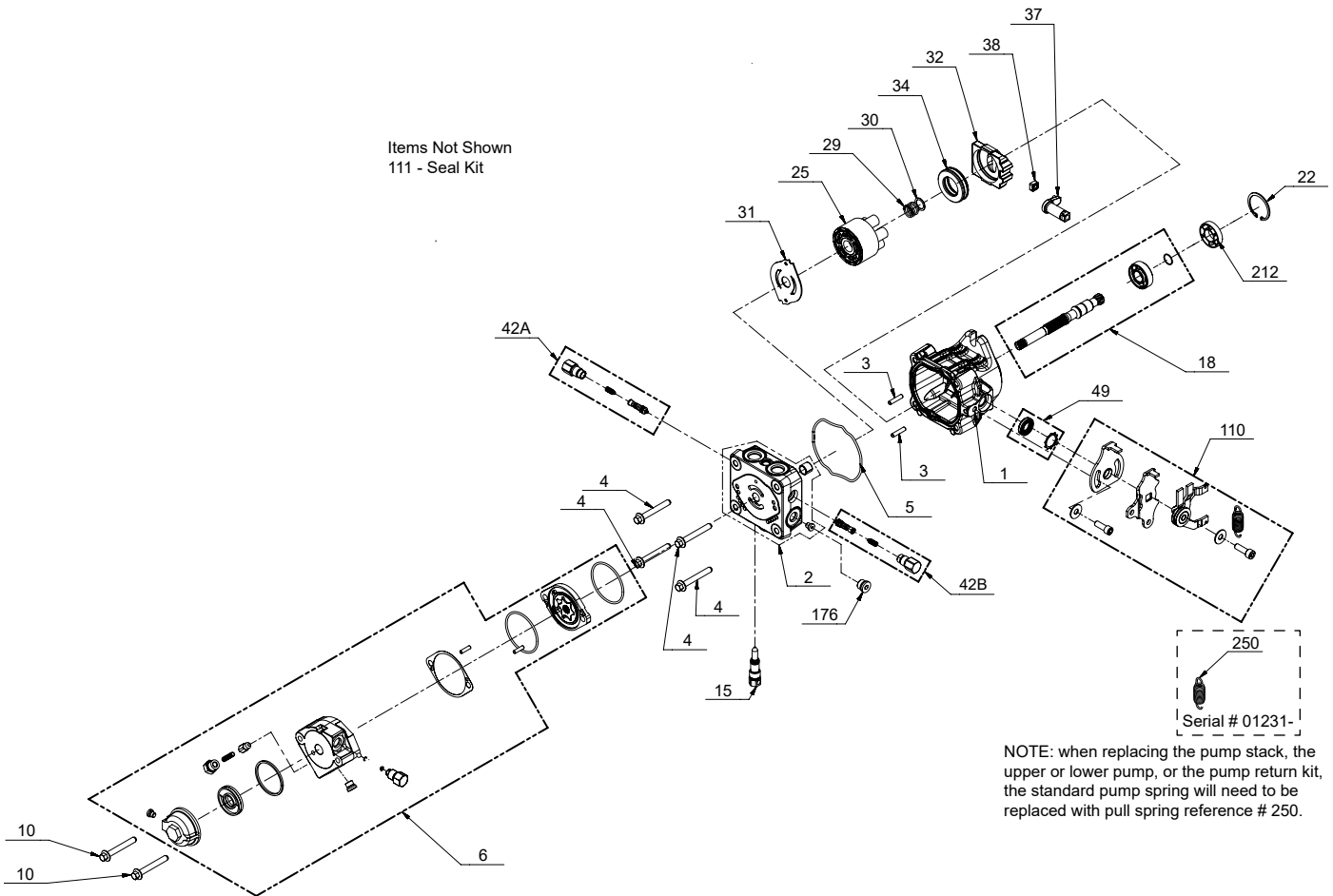
HYDRAULICS

Tandem Hydraulic Pump (21.0131)

REF.	PART NO.	DESCRIPTION	QTY.
25A	N/A	Pump, Lower	1
25B	N/A	Pump, Upper w/Auxiliary Pump	1
60	87.0246	Coupling, Tandem Pump	1
65	26.0049	O-Ring, .103 x 3.237 ID	1
98	99.B0132	Washer, .406 ID x .734 OD x .063	2
99	99.K0161	Bolt, SHCS 3/8-16 x 1-1/4	2
171	25.6400-04-04	Fitting, M Conn 1/4 x 1/4	2
172	20.0362	Hose, Asm. Tandem Pump	1

HYDRAULICS

ILLUSTRATED DRAWING Upper Hydraulic Pump w/Auxiliary Pump



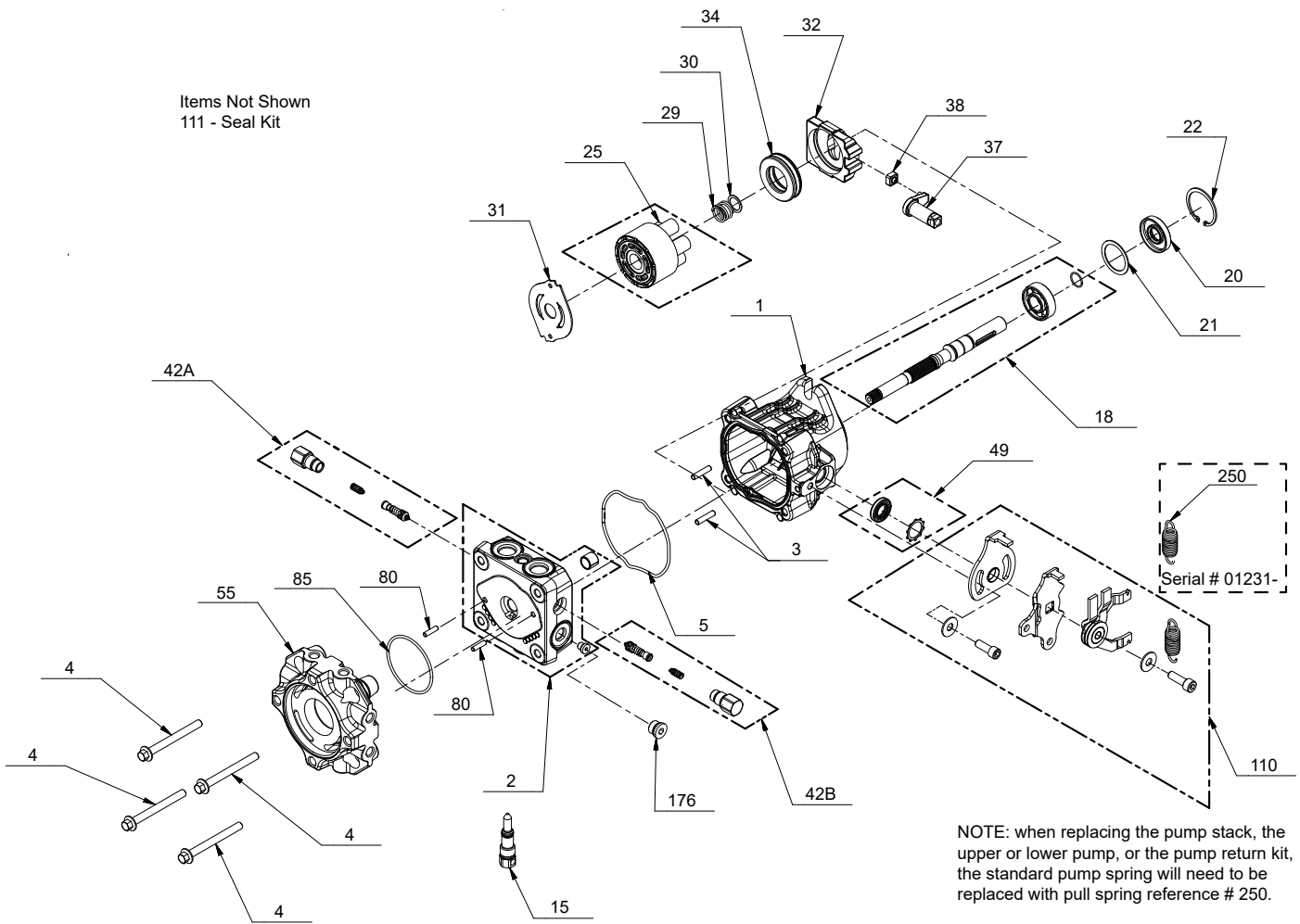
HYDRAULICS

Upper Hydraulic Pump w/Auxiliary Pump

REF.	PART NO.	DESCRIPTION	QTY.
1	21.0131-01	.Kit, Housing	1
2	21.0131-02	.Kit, Endcap - Aux Charge	1
3	03.0029	.Pin, Dowel 7/32 x 1	2
4	21.0131-03	.Bolt, Hex Flange	4
5	26.0050	.O-Ring, Pump Housing	1
6	21.0131-04	.Kit, Auxiliary Pump	1
10	21.0131-03	.Bolt, Hex Flange	2
15	21.0131-05	.Kit, Bypass Valve	1
18	21.0131-06	.Kit, Pump Shaft Aux	1
22	04.0044	.Retaining Ring, Int. Pump Housing	1
25	21.0131-07	.Kit, Cylinder Block 10cc	1
29	41.0117	.Spring, Block Hydrogear	1
30	51.0078	.Washer, Thrust .59 x .79 x .04	1
31	21.0131-08	.Valve Plate, 10cc	1
32	21.0131-09	.Swashplate, Variable	1
34	55.0107	.Bearing, Thrust	1
37	21.0131-10	.Arm, Trunnion Sq Taper	1
38	21.0131-11	.Guide, Slot	1
42A	21.0131-12	.Kit, Shock Valve 200 Bar (.024 Orifice)	1
42B	21.0131-12	.Kit, Shock Valve 200 Bar (.024 Orifice)	1
49	21.0131-13	.Kit, Trunnion Seal Retainer	1
110	21.0131-14	.Kit, Rtn. Std Scissor, Std Spring	1
111	89.0079	.Kit, Seal Hydrogear Pump	1
176	25.6408-H-08	.Fitting, -08 MB x Hollow Allen	1
212	21.0131-15	.Spacer, Upper Pump	1
250	41.0126	.Spring, Ext. 0.75" OD x 2" Lg	1

HYDRAULICS

ILLUSTRATED DRAWING Lower Hydraulic Pump



HYDRAULICS

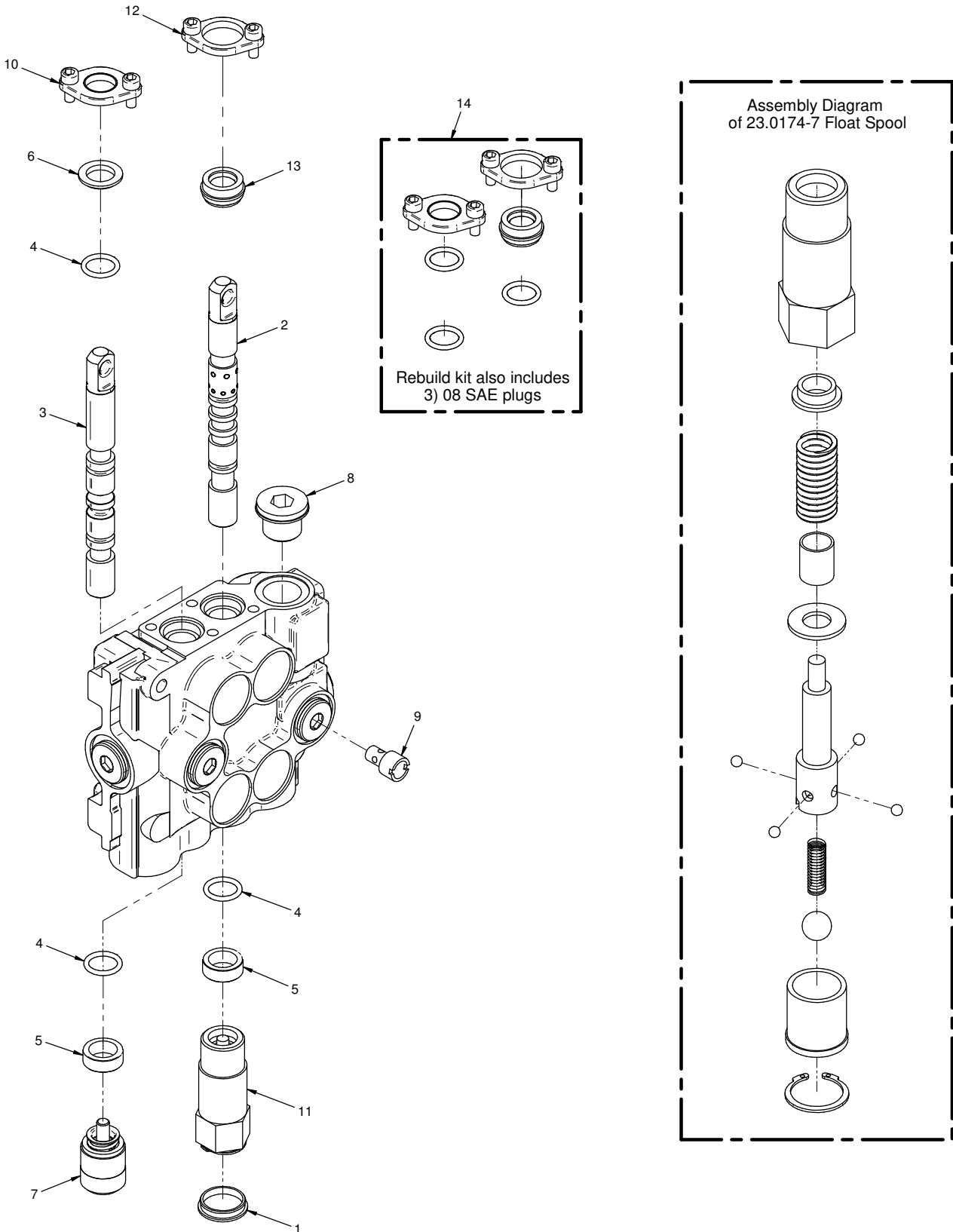
Lower Hydraulic Pump

REF.	PART NO.	DESCRIPTION	QTY.
1	21.0131-01	.Kit, Housing	1
2	21.0131-16	.Kit, Endcap Tandem	1
3	03.0029	.Pin, Dowel 7/32 x 1	2
4	21.0131-17	.Bolt, Flange M8 x 1.25 x 80MM	4
5	26.0050	.O-Ring, Pump Housing	1
15	21.0131-05	.Kit, Bypass Valve	1
18	21.0131-18	.Kit, Pump Drive Shaft 5/8" Keyed	1
20	89.0106	.Seal, Lip	1
21	99.B0133	.Washer, Flat 1.23 x 1.57 x .04	1
22	04.0044	.Retaining Ring, Int. Pump Housing	1
25	21.0131-07	.Kit, Cylinder Block 10cc	1
29	41.0117	.Spring, Block Hydrogear	1
30	51.0078	.Washer, Thrust .59 x .79 x .04	1
31	21.0131-08	.Valve Plate, 10cc	1
32	21.0131-09	.Swashplate, Variable	1
34	55.0107	.Bearing, Thrust	1
37	21.0131-10	.Arm, Trunnion Sq Taper	1
38	21.0131-11	.Guide, Slot	1
42A	21.0131-12	.Kit, Shock Valve 200 Bar (.024 Orifice)	1
42B	21.0131-12	.Kit, Shock Valve 200 Bar (.024 Orifice)	1
49	21.0131-13	.Kit, Trunnion Seal Retainer	1
55	21.0131-19	.Plate, Adapter Gearpump	1
80	03.0030	.Pin, Straight Hydrogear	2
85	26.0051	.O-Ring, -144, 2.487 x .103	1
110	21.0131-14	.Kit, Rtn. Std Scissor, Std Spring	1
111	89.0079	.Kit, Seal Hydrogear Pump	1
176	25.6408-H-08	.Fitting, -08 MB x Hollow Allen	1
250	41.0126	.Spring, Ext. 0.75" OD x 2" Lg	1

HYDRAULICS

ILLUSTRATED DRAWING

Hydraulic Auxiliary Valve (23.0174)



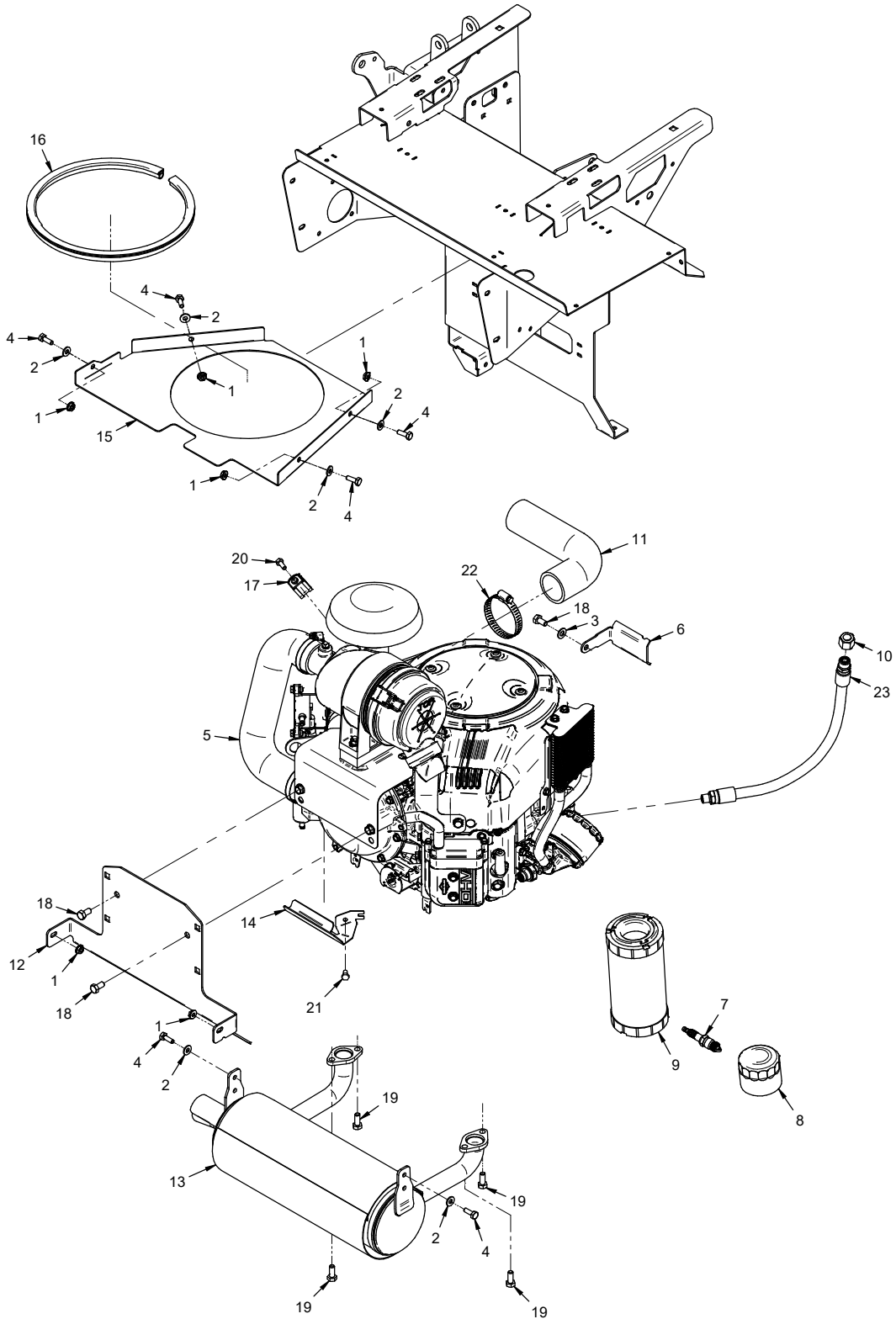
HYDRAULICS

Hydraulic Auxiliary Valve (23.0174)

REF.	PART NO.	DESCRIPTION	QTY.
1	23.0174-9	.Plug, Plastic For Float Spool	1
2	23.0174-1	.Spool, 'Z' for 23.0174 Valve	1
3	23.0174-2	.Spool, 'A' for 23.0174 Valve	1
4	23.0174-5	.O-Ring, Spool	3
5	23.0174-11	.Spacer, Lower	2
6	23.0174-10	.Washer, Flanged	1
7	23.0174-4	.Positioner, 'A' Spool	1
8	23.0174-3	.Plug, OVC	1
9	23.0174-8	.Valve, Check	1
10	23.0174-6	.Retainer, 'A' Spool	1
11	23.0174-7	.Kit, Spool Float Aux. Valve	1
12	23.0174-12	.Retainer, 'Z' Spool	1
13	23.0174-13	.Spacer, 'Z' Spool with O-Rings	1
14	23.0174-14	.Kit, Valve Rebuild	1

ENGINE & PUMP DRIVE

ILLUSTRATED DRAWING Engine & Cover



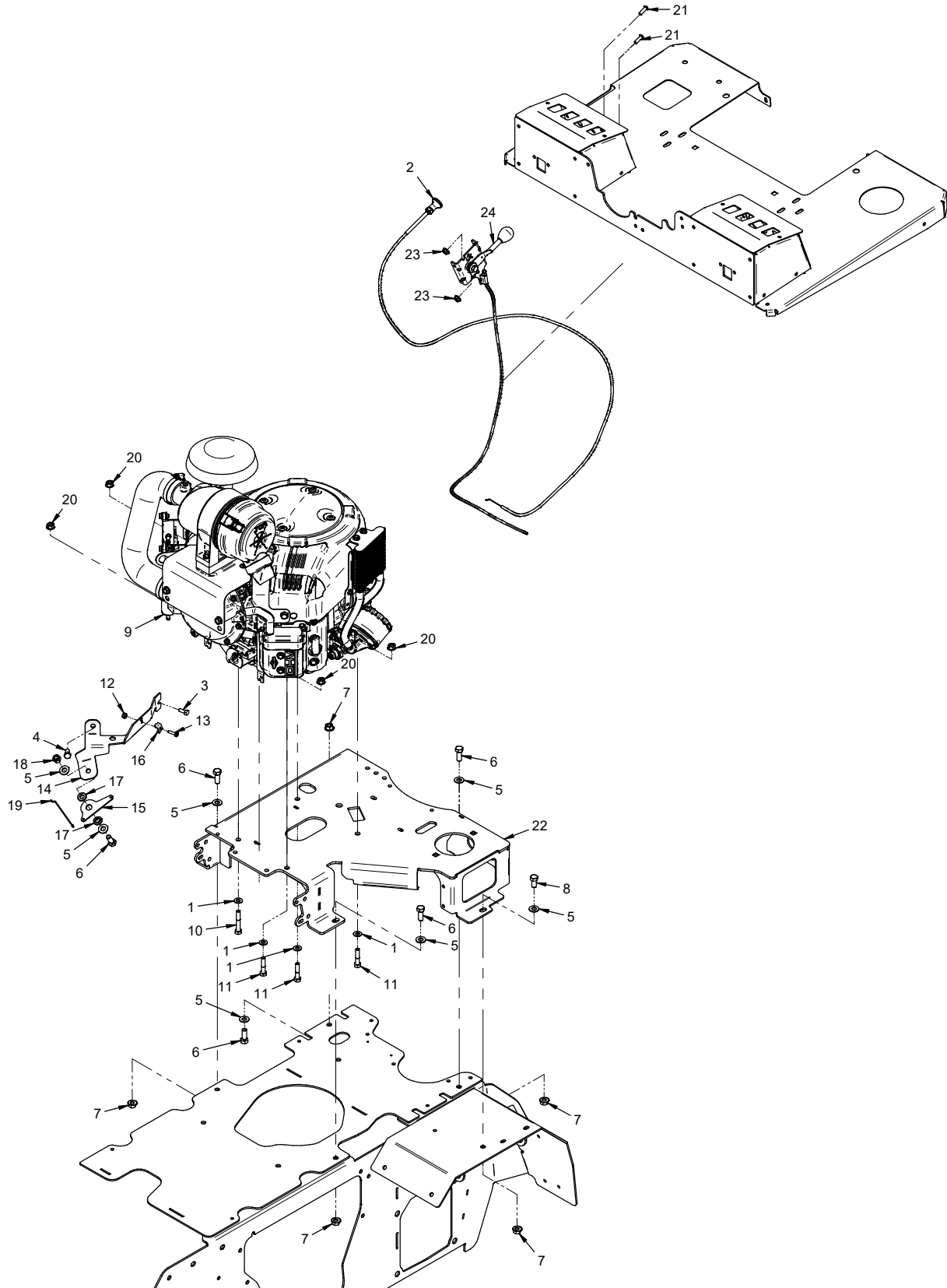
ENGINE & PUMP DRIVE

Engine & Cover

REF.	PART NO.	DESCRIPTION	QTY.
1	99.SF04-3	Nut, SRF 1/4-20 USS Stainless	6
2	95.04-3	Washer, Flat 1/4 SAE SS	6
3	95.05-3	Washer, Flat 5/16 SAE SS	1
4	90.0406-3	Bolt, 1/4-20 USS x 3/4 SS	6
5	13.0343	Engine, B&S Vang 23 hp Gas AC	1
6	NT-1784	Bracket, Hose Retainer	1
7	13.491055S	Plug, Spark	1
8	13.842921	Filter, Engine Oil Vanguard	1
9	13.0226	Filter, Air Outer Element	1
10	25.FF304-C-06-CP	Fitting, Cap -06 ORFS	1
11	NT-3019	Hose, Intake	1
12	NT-1059	Brace, Muffler Mount	1
13	13.0346	Muffler, Vanguard 23 HP	1
14	NT-1705	Divider, Throttle Cable	1
15	NT-1578	Cover, Engine Air Intake	1
16	06.0049-30IN	Trim, Trim Seal W/Bulb	1
17	11.0046	Clamp, Cushioned 1/2" 2-Tube	1
18	99.M0014	Bolt, M8 x 1.25 x 16mm	3
19	99.M0005	Bolt, M8 X 1.25 P X 20MM	4
20	99.M0002	Bolt, M6 X 1.00 X 16MM	1
21	99.M0016	Bolt, M6 X 1.00 X 12MM	1
22	11.0050	Clamp, Hose S/S 2 1/16 X 3"	1
23	22.0072	Hose, 3/8x18.00 Plk 250PSI EVA	1

ENGINE & PUMP DRIVE

ILLUSTRATED DRAWING Engine Mount, Throttle Cable, & Choke Cable



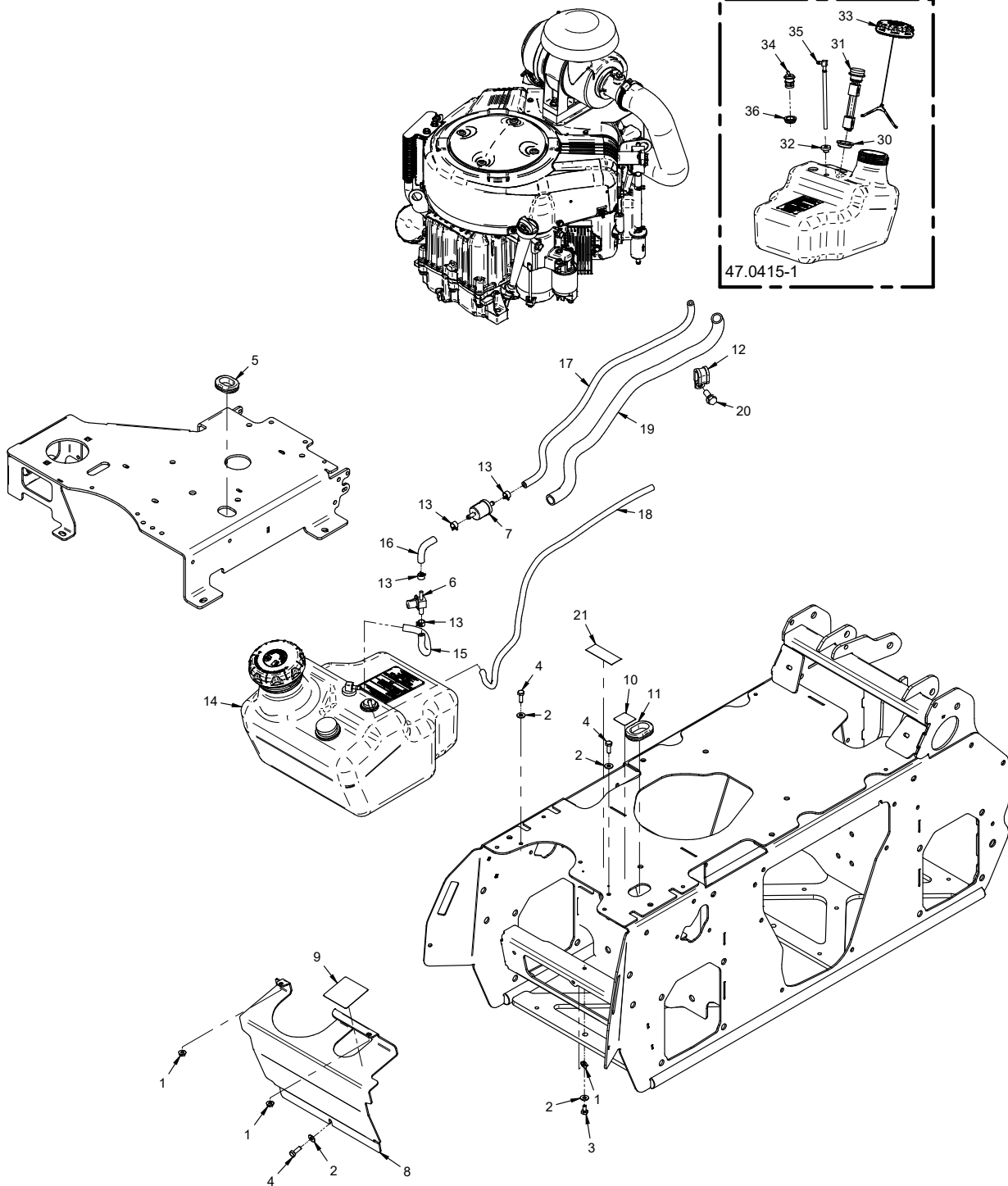
ENGINE & PUMP DRIVE

Engine Mount, Throttle Cable, & Choke Cable

REF.	PART NO.	DESCRIPTION	QTY.
1	95.05	Washer, Flat 5/16 SAE	4
2	47.0445	Cable, Choke - NT	1
3	99.M0002	Bolt, M6 X 1.00 X 16MM	1
4	99.M0014	Bolt, M8 x 1.25 x 16mm	1
5	95.06-3	Washer, Flat 3/8 SAE SS	7
6	90.0608-3	Bolt, 3/8-16 USS x 1 SS	5
7	99.SF06-3	Nut, SRF 3/8-16 USS Stainless	5
8	90.0606-3	Bolt, 3/8-16 USS x 3/4SS	1
9	13.0343	Engine, B&S Vang 23 hp Gas AC	1
10	90.0516	Bolt, 5/16-18 USS x 2	1
11	90.0512	Bolt, 5/16-18 USS x 1-1/2"	3
12	99.A1032N	Locknut, Nylon 10-32 Stainless	1
13	99.K0163	Machine Screw, #10-32 x 3/4 SS	1
14	NT-1049	Mount, Choke Pivot	1
15	NT-1050	Lever, Choke Pivot	1
16	13.921707001	Clamp, Cable	1
17	05.0054	Washer, Teflon Shoulder	2
18	99.A06N-3	Locknut, Nylon 3/8-16 SS	1
19	47.0447	Wire, Throttle Plate Link	1
20	99.E0102	Nut, Locking Flange 5/16-18	4
21	99.0406-3	Bolt, 1/4-20 x 3/4 BSCS SS	2
22	NT-6137	Frame, Engine Mount	1
23	99.SF04-3	Nut, SRF 1/4-20 USS Stainless	2
24	47.0503	Cable, Throttle Asm.	1

ENGINE & PUMP DRIVE

ILLUSTRATED DRAWING Fuel System



ENGINE & PUMP DRIVE

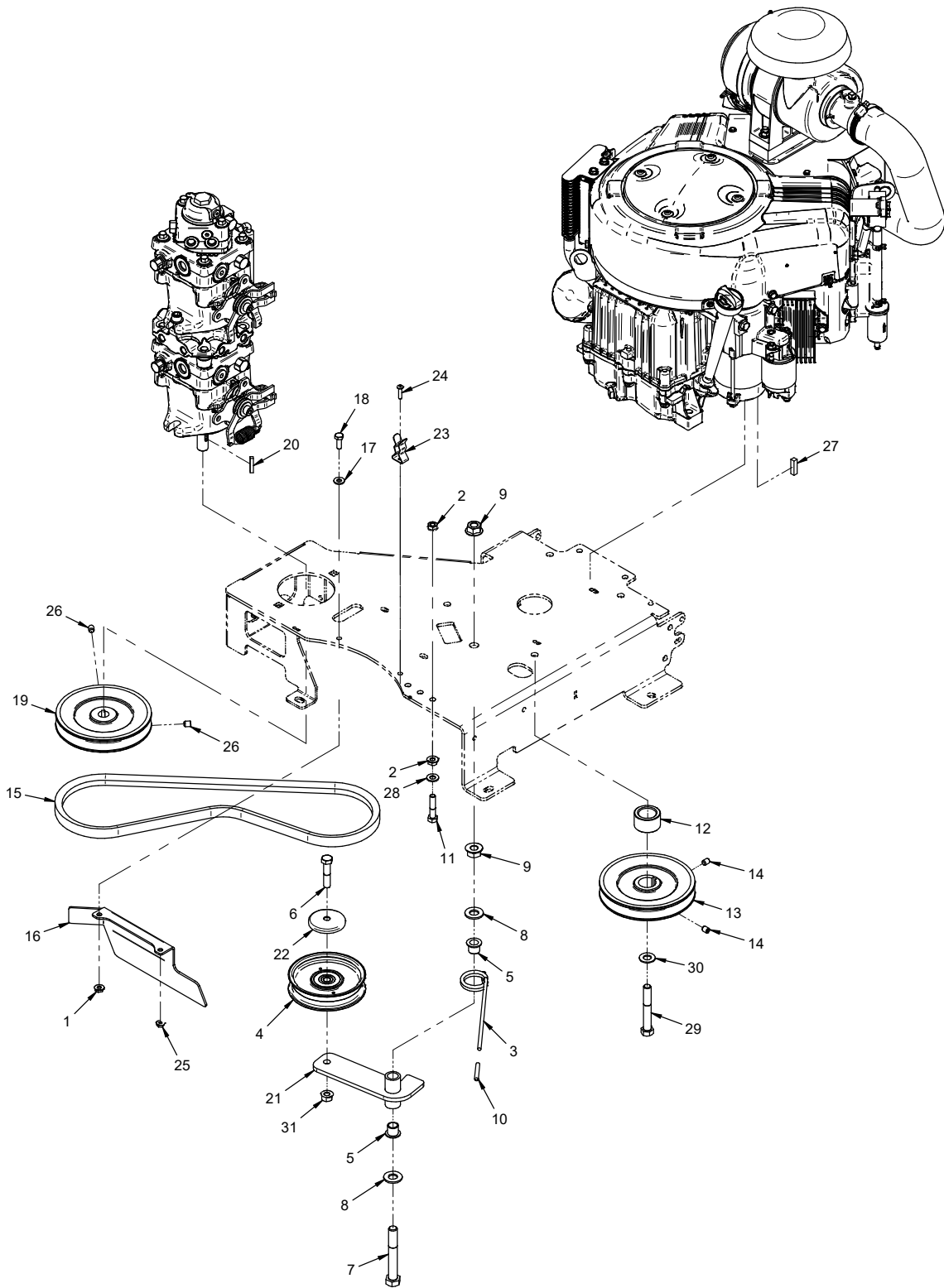
Fuel System

REF.	PART NO.	DESCRIPTION	QTY.
1	99.SF04-3	Nut, SRF 1/4-20 USS Stainless	3
2	95.04-3	Washer, Flat 1/4 SAE SS	5
3	90.0404-3	Bolt, 1/4-20 USS x 1/2 SS	2
4	90.0406-3	Bolt, 1/4-20 USS x 3/4 SS	3
5	05.0060	Grommet, 1-1/8 ID, 1-3/4 OD	1
6	47.0327	Valve, Fuel Shut Off 1/4"	1
7	13.691035	Filter, Fuel	1
8	NT-1714	Cover, Fuel Tank	1
9	00.0457	Decal, Gasoline Safety	1
10	00.0334	Decal, Fuel On/Off	1
11	05.0178	Grommet, 1-1/2 ID, 2-1/8 OD, 1/2" Thk	1
12	11.0046	Clamp, Cushioned 1/2" 2-Tube	1
13	11.0049	Clamp, Hose Band 1/2" OD Hose	4
14	47.0415-1	Tank, Asm 2100 Gas	1
15	27.F04-1	Hose, Fuel Line 1/4" Low Perm	1
16	27.F04-1	Hose, Fuel Line 1/4" Low Perm	1
17	27.F04-1	Hose, Fuel Line 1/4" Low Perm	1
18	27.F03	Hose, Fuel Line x 3/16 /ft	1
19	56.0070	Sleeve, Aluminum Reflective 5/8" Dia.	1
20	99.M0080	Bolt, M6 x 1.00 x 14MM Flange	1
21	00.0100	Decal, Built in the USA	1
30	N/A	Grommet, Fuel Gauge*	1
31	35.0154	Gauge, Fuel NT	1
32	05.0133	Grommet, Tank Fitting	1
33	05.0162	Grommet, Fuel Vent Valve	1
34	47.0484	Cap, Fuel 3-1/2" One-Way Vent, EPA.	1
35	29.0100	Valve, Fuel Vent	1
36	29.0104	Fitting, Tank 1/4" Withdraw	1

* Fuel Gauge Grommet included with Fuel Gauge, 35.0154.

ENGINE & PUMP DRIVE

ILLUSTRATED DRAWING Pump Drive From Engine



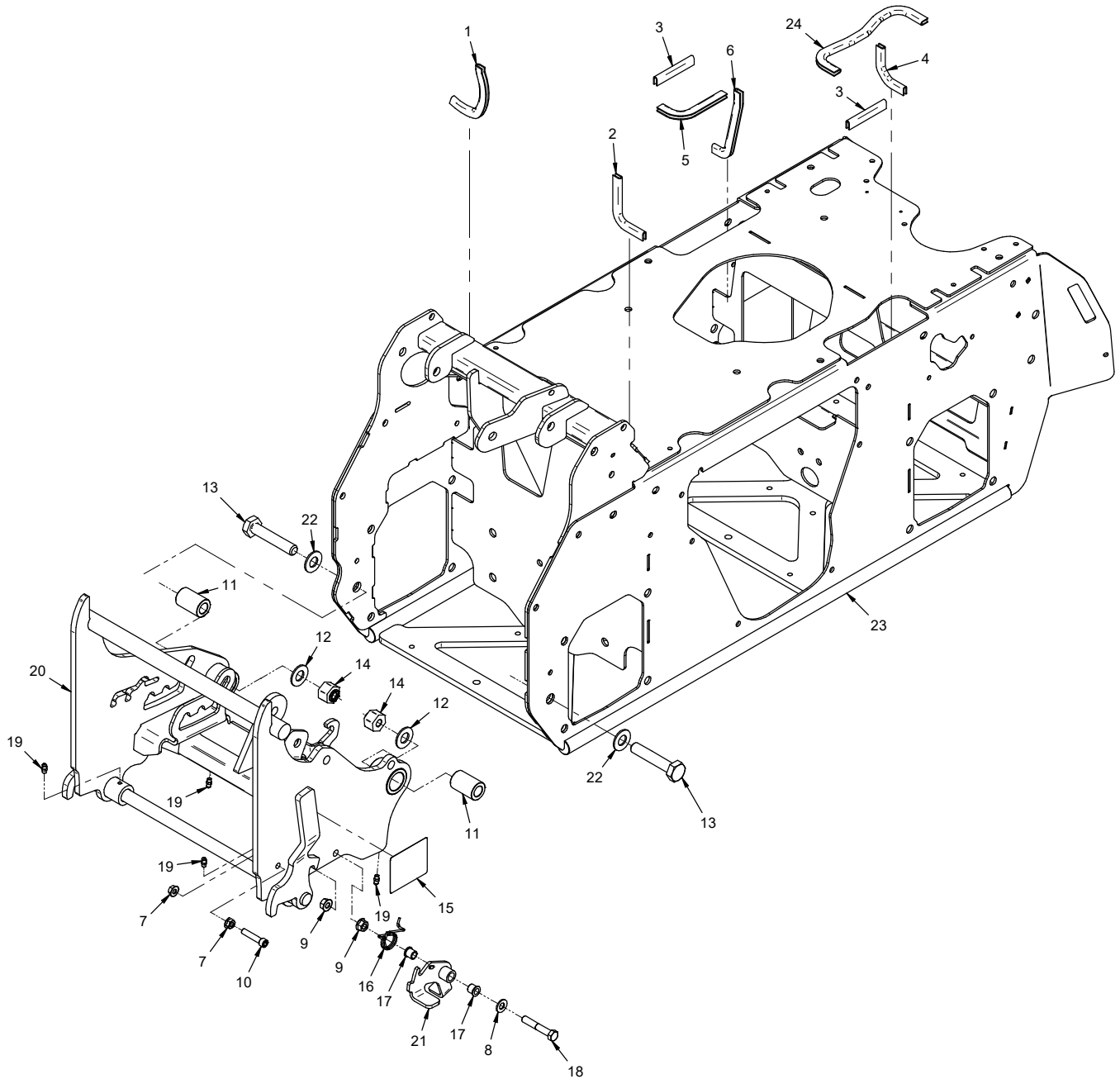
ENGINE & PUMP DRIVE

Pump Drive From Engine

REF.	PART NO.	DESCRIPTION	QTY.
1	99.SF04-3	.Nut, SRF 1/4-20 USS Stainless	1
2	99.SF05-3	.Nut, SRF 5/16-18 USS Stainless	2
3	41.0084	.Spring, Torsion Lh 1-3/16 Idx7	1
4	83.0037	.Pulley, Idler Flat 4" X 3/8	1
5	85.B0027	.Bushing, 1/2 ID X 5/8 OD X 5/8	2
6	90.0614-3	.Bolt, 3/8-16 USS x 1-3/4 SS	1
7	90.0828	.Bolt, 1/2-13 USS x 3-1/2	1
8	95.08	.Washer, Flat 1/2 SAE	2
9	99.SF08	.Nut, SRF 1/2-13 USS	2
10	06.0086	.Cap, Vinyl 3/16" ID x 1-1/2"	1
11	90.0512-3	.Bolt, 5/16-18 USS x 1-1/2 SS	1
12	NT-1749	.Spacer, Pump Drive Pulley	1
13	83.BK5516	.Pulley, 5.5" 1" Bore	1
14	85.SS18	.Set Screw, 5/16-18 x 3/8	2
15	81.0164	.Belt, B41 Custom	1
16	NT-1713	.Cover, Pump Belt Drive	1
17	95.04-3	.Washer, Flat 1/4 SAE SS	1
18	90.0406-3	.Bolt, 1/4-20 USS x 3/4 SS	1
19	83.BK5510	.Pulley, 5.5" 5/8" Bore	1
20	85.K0308	.Key, 3/16 X 1	1
21	NT-6691	.Arm, Pump Belt Idler	1
22	60.1056	.Cover, Pulley	1
23	47.0446	.Clip, SS Tool Holder 5/8 - 7/8 Dia	1
24	99.K0163	.Machine Screw, #10-32 x 3/4 SS	1
25	99.E0125	.Nut, SRF #10-32 Stainless	1
26	85.SS18	.Set Screw, 5/16-18 x 3/8	2
27	85.K0408	.Key, 1/4 X 1	1
28	95.05-3	.Washer, Flat 5/16 SAE SS	1
29	91.0724	.Bolt, Hex 7/16-20 UNF x 3	1
30	95.07	.Washer, Flat 7/16 SAE	1
31	99.SF06-3	.Nut, SRF 3/8-16 USS Stainless	1

FRAMES, COVERS, & WHEELS

ILLUSTRATED DRAWING Main Frame & Front Hitch



FRAMES, COVERS, & WHEELS

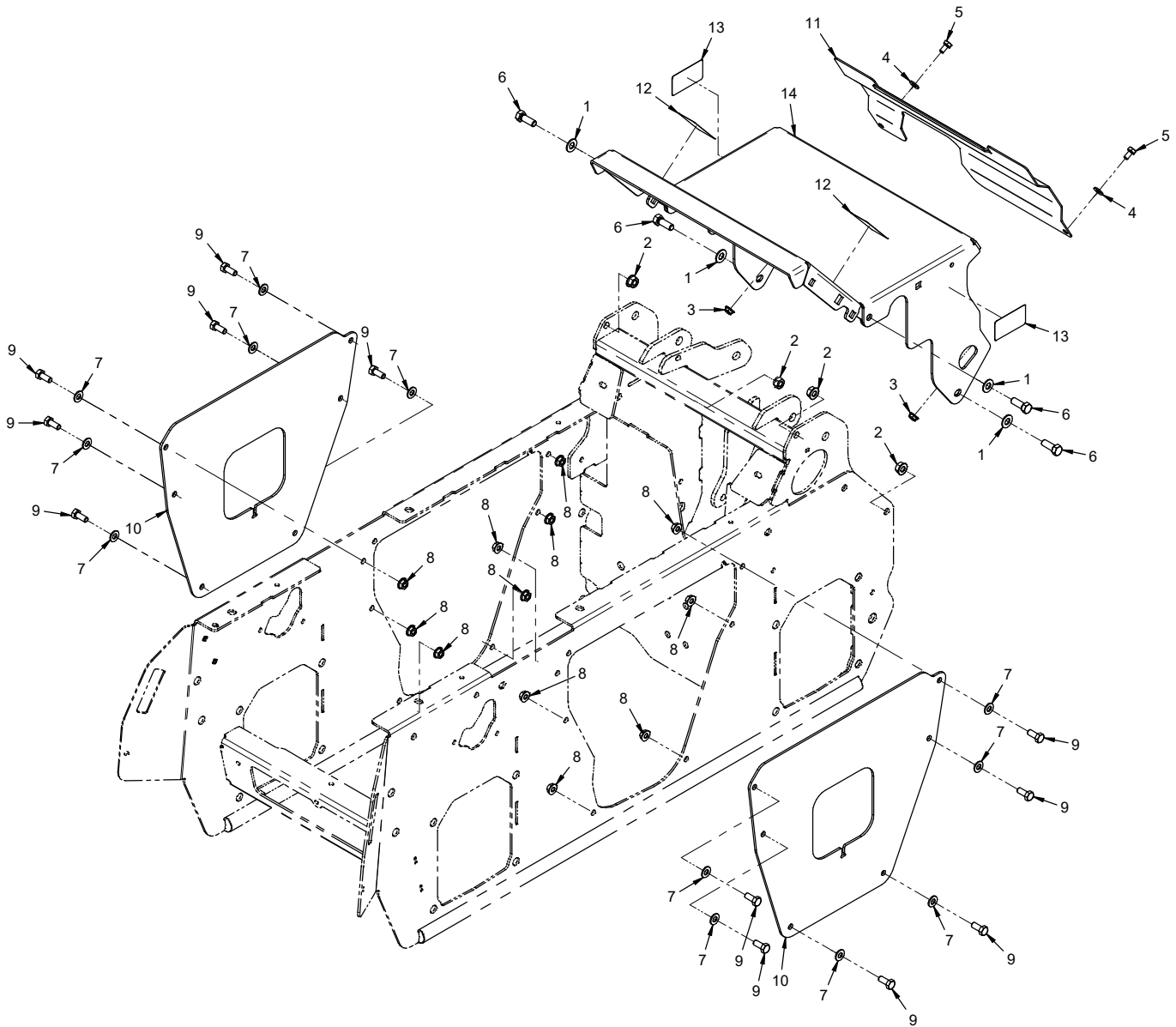
Main Frame & Front Hitch

REF.	PART NO.	DESCRIPTION	QTY.
1	06.0050-6.5IN	Trim, Trim Loc 1/2 x 3/16 x 6.5"	1
2	06.0050-6.5IN	Trim, Trim Loc 1/2 x 3/16 x 6.5"	1
3	06.0050-3IN	Trim, Trim Loc 1/2 x 3/16 x 3"	2
4	06.0050-3.5IN	Trim, Trim Loc 1/2 x 3/16 x 3-1/2"	1
5	06.0050-4.75IN	Trim, Trim Loc 1/2 x 3/16 x 4-3/4"	1
6	06.0050-5IN	Trim, Trim Loc 1/2 x 3/16 x 5"	1
7	99.SF05-3	Nut, SRF 5/16-18 USS Stainless	2
8	95.06-3	Washer, Flat 3/8 SAE SS	1
9	99.SF06-3	Nut, SRF 3/8-16 USS Stainless	2
10	99.K0150	Bolt, SHCS 5/16-18 X 1-1/2 SS	1
11	64.1609	Bushing, Front Hitch Pivot	2
12	95.10	Washer, Flat 5/8 SAE	2
13	99.K0121	Bolt, 5/8-11 X 3-1/4 Grd A325	2
14	99.E0095	Locknut, 5/8-11 Heavy Nylon	2
15	00.0439	Decal, Front Hitch Lock	1
16	41.0122	Spring, Torsion RH SS	1
17	85.B0068	Bushing, 3/8 X 1/2 OD X 1/2 LG	2
18	90.0618-3	Bolt, 3/8-16 USS x 2-1/4 SS	1
19	29.GF0001	Grease Ftg, 1/4 SAE ST	4
20	NT-6200	Frame, Front Hitch	1
21	NT-6602	Latch, Hitch Engage	1
22	95.10-3	Washer, Flat 5/8 SAE SS	2
23	NT-6502	Frame, Main 2120	1
24	06.0050-10.75"	Trim, Trim Loc 1/2 x 3/16	1

FRAMES, COVERS, & WHEELS

ILLUSTRATED DRAWING

Accessory Mount / Shield Frame & Main Frame Side Covers



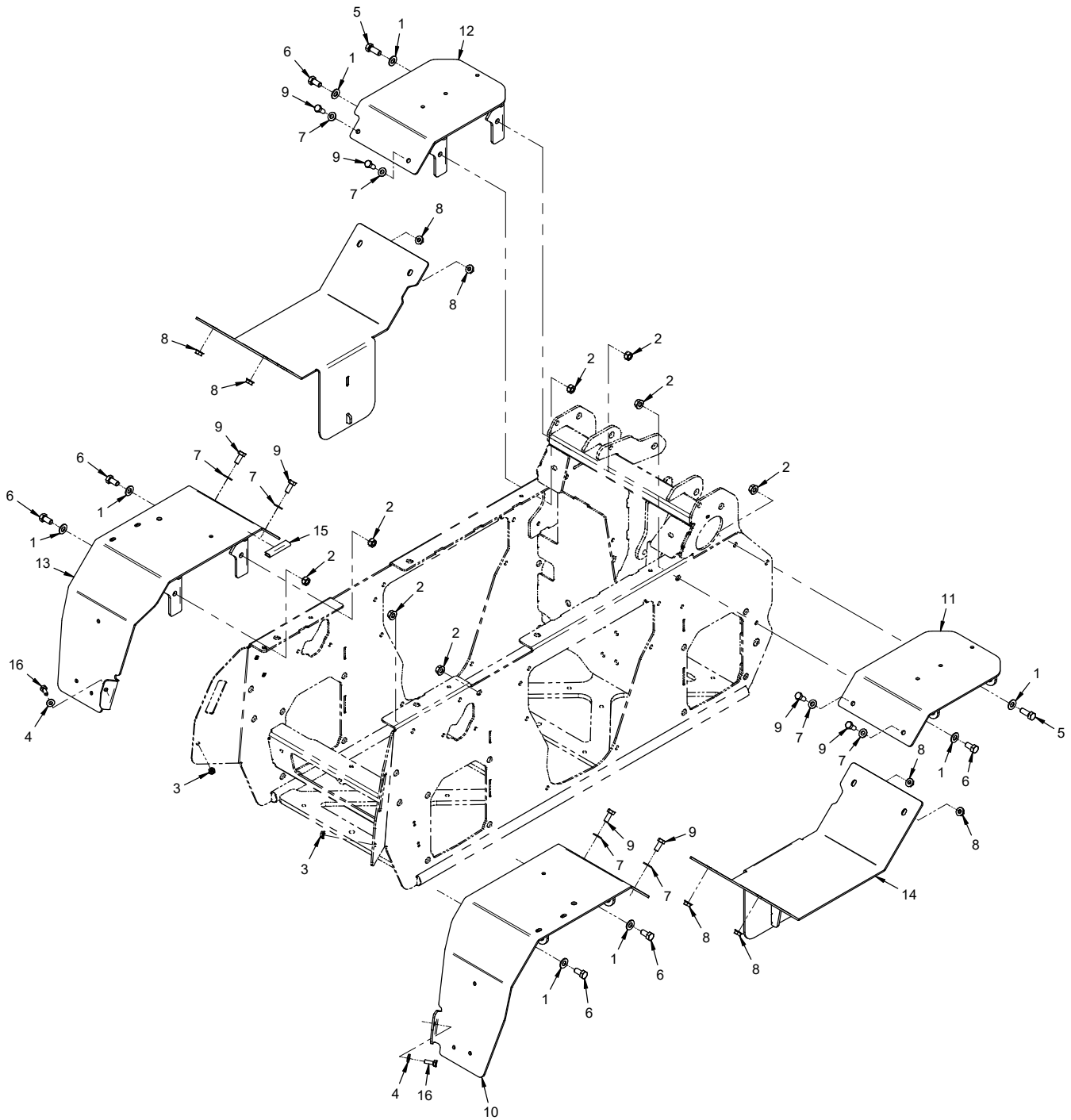
FRAMES, COVERS, & WHEELS

Accessory Mount / Shield Frame & Main Frame Side Covers

REF.	PART NO.	DESCRIPTION	QTY.
1	95.06-3	.Washer, Flat 3/8 SAE SS	4
2	99.SF06-3	.Nut, SRF 3/8-16 USS Stainless	4
3	99.SF04-3	.Nut, SRF 1/4-20 USS Stainless	2
4	95.04-3	.Washer, Flat 1/4 SAE SS	2
5	90.0404-3	.Bolt, 1/4-20 USS x 1/2 SS	2
6	90.0608-3	.Bolt, 3/8-16 USS x 1 SS	4
7	95.05-3	.Washer, Flat 5/16 SAE SS	12
8	99.SF05-3	.Nut, SRF 5/16-18 USS Stainless	12
9	90.0506-3	.Bolt, 5/16-18 USS x 3/4 SS	12
10	NT-1051	.Cover, Main Frame Side	2
11	NT-1675	.Cover, PTO Drive	1
12	00.0374	.Decal, Hot Surface	2
13	00.0364	.Decal, Warning Pinch Point	2
14	NT-6641	.Frame, Accessory Mount / Shield	1

FRAMES, COVERS, & WHEELS

ILLUSTRATED DRAWING Fenders



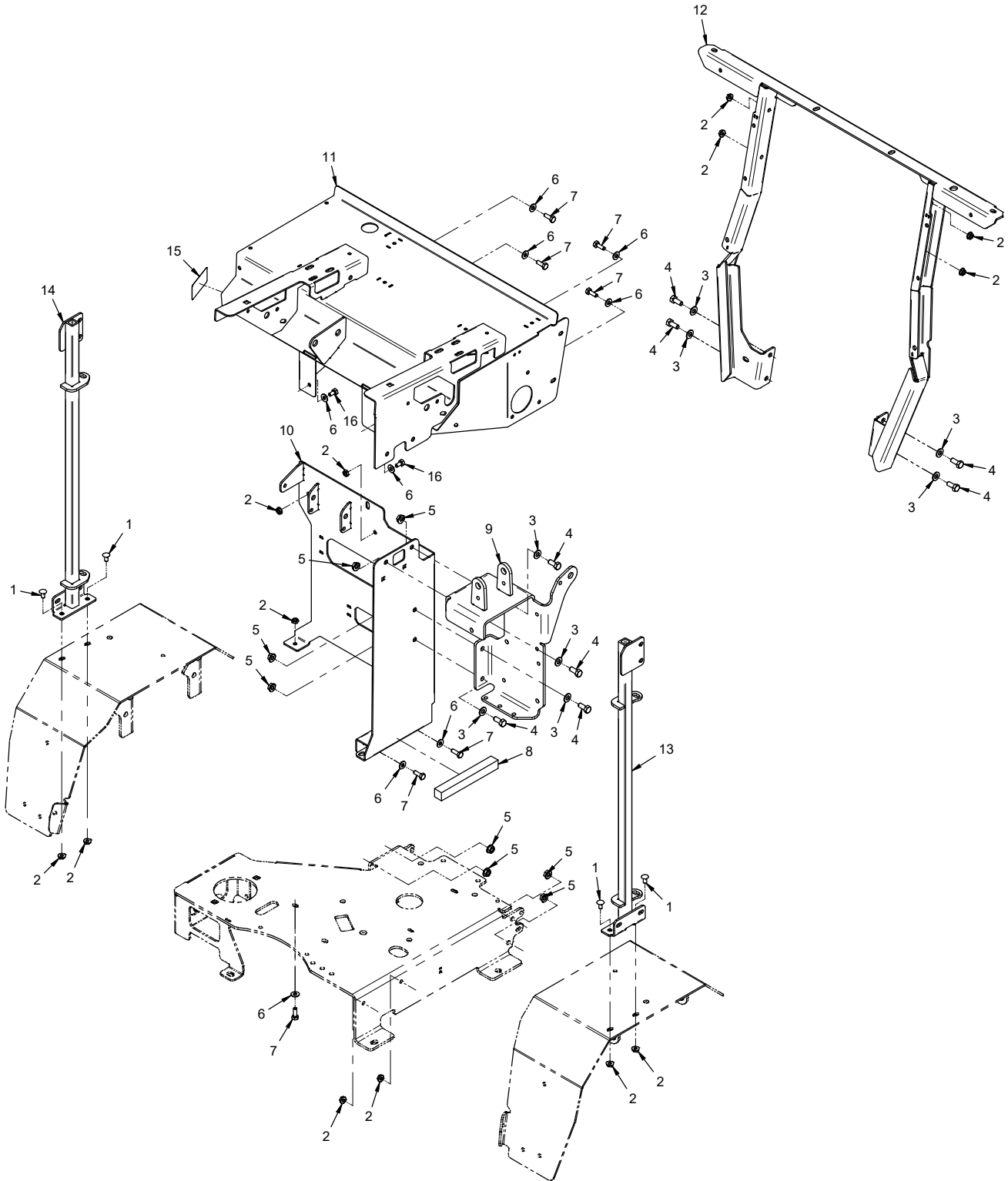
FRAMES, COVERS, & WHEELS

Fenders

REF.	PART NO.	DESCRIPTION	QTY.
1	95.06-3	Washer, Flat 3/8 SAE SS	8
2	99.SF06-3	Nut, SRF 3/8-16 USS Stainless	8
3	99.SF04-3	Nut, SRF 1/4-20 USS Stainless	2
4	95.04-3	Washer, Flat 1/4 SAE SS	2
5	90.0608-3	Bolt, 3/8-16 USS x 1 SS	2
6	90.0606-3	Bolt, 3/8-16 USS x 3/4SS	6
7	95.05-3	Washer, Flat 5/16 SAE SS	8
8	99.SF05-3	Nut, SRF 5/16-18 USS Stainless	8
9	90.0506-3	Bolt, 5/16-18 USS x 3/4 SS	8
10	NT-6682	Fender, Right Rear	1
11	NT-6272	Fender, Right Front	1
12	NT-6273	Fender, Left Front	1
13	NT-6274	Fender, Left Rear	1
14	NT-6005	Platform, Center Fender	2
15	06.0050-2.25IN	Trim, Trim Loc 1/2 x 3/16 x 2-1/4"	1
16	90.0406-3	Bolt, 1/4-20 USS x 3/4 SS	2

FRAMES, COVERS, & WHEELS

ILLUSTRATED DRAWING Upper Frame & Post



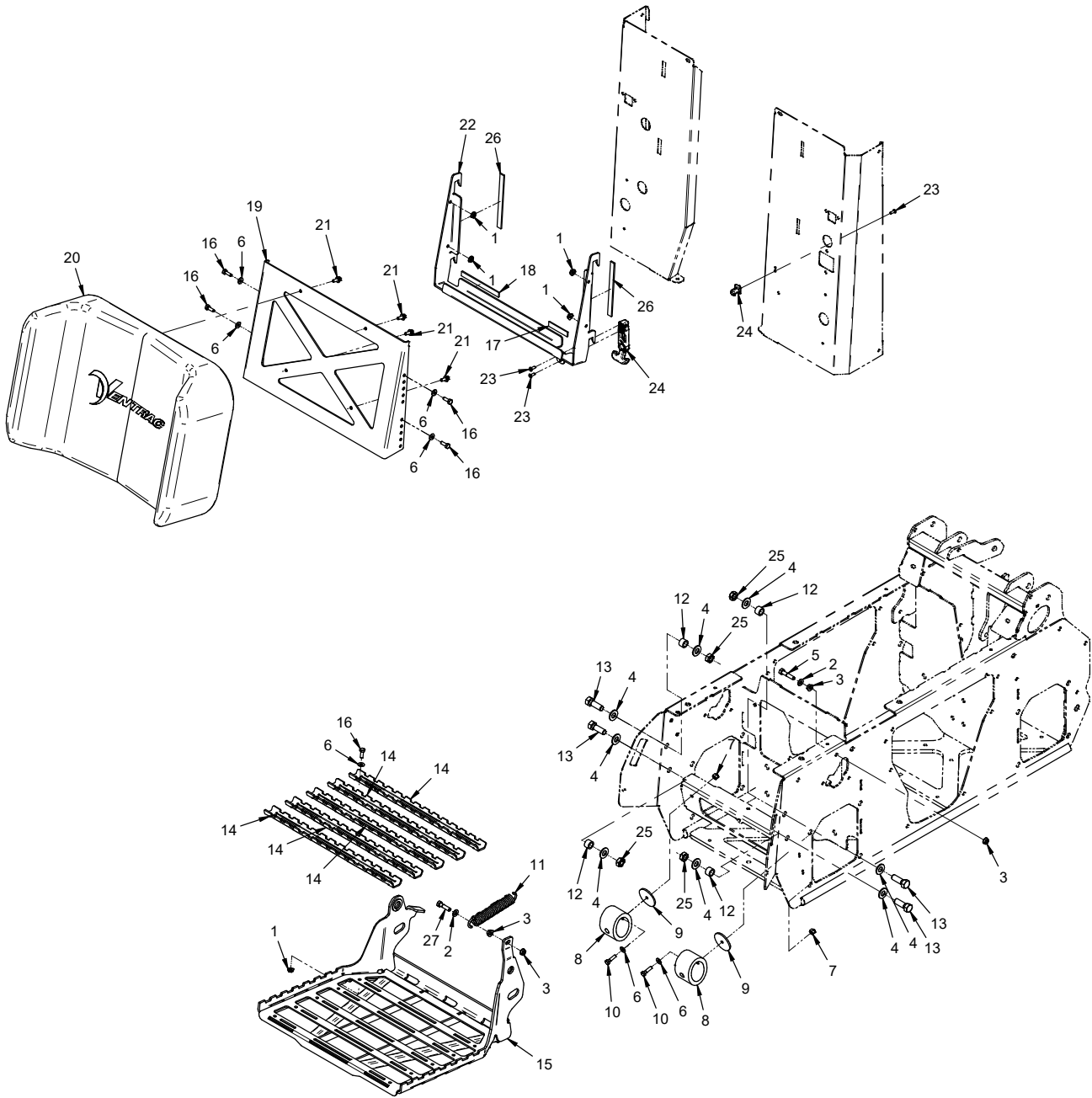
FRAMES, COVERS, & WHEELS

Upper Frame & Post

REF.	PART NO.	DESCRIPTION	QTY.
1	97.0404-3	Bolt, Carriage 1/4-20 X 1/2 SS	4
2	99.SF04-3	Nut, SRF 1/4-20 USS Stainless	13
3	95.05-3	Washer, Flat 5/16 SAE SS	8
4	90.0506-3	Bolt, 5/16-18 USS x 3/4 SS	8
5	99.SF05-3	Nut, SRF 5/16-18 USS Stainless	8
6	95.04-3	Washer, Flat 1/4 SAE SS	9
7	90.0406-3	Bolt, 1/4-20 USS x 3/4 SS	7
8	06.0081-6IN	Weatherstrip, 3/4 X 3/4 Foam x 6"	1
9	NT-6531	Mount, Auxiliary Hyd. Weldment	1
10	NT-6538	Frame, Rear Tower	1
11	NT-6530	Frame, Main Tower	1
12	NT-6540	Frame, Front Tower Post	1
13	NT-6550	Post, Right Rear Tower	1
14	NT-6549	Post, Left Rear Tower	1
15	00.0374	Decal, Hot Surface	1
16	90.0404-3	Bolt, 1/4-20 USS x 1/2 SS	2

FRAMES, COVERS, & WHEELS

ILLUSTRATED DRAWING Operator Platform & Cushion



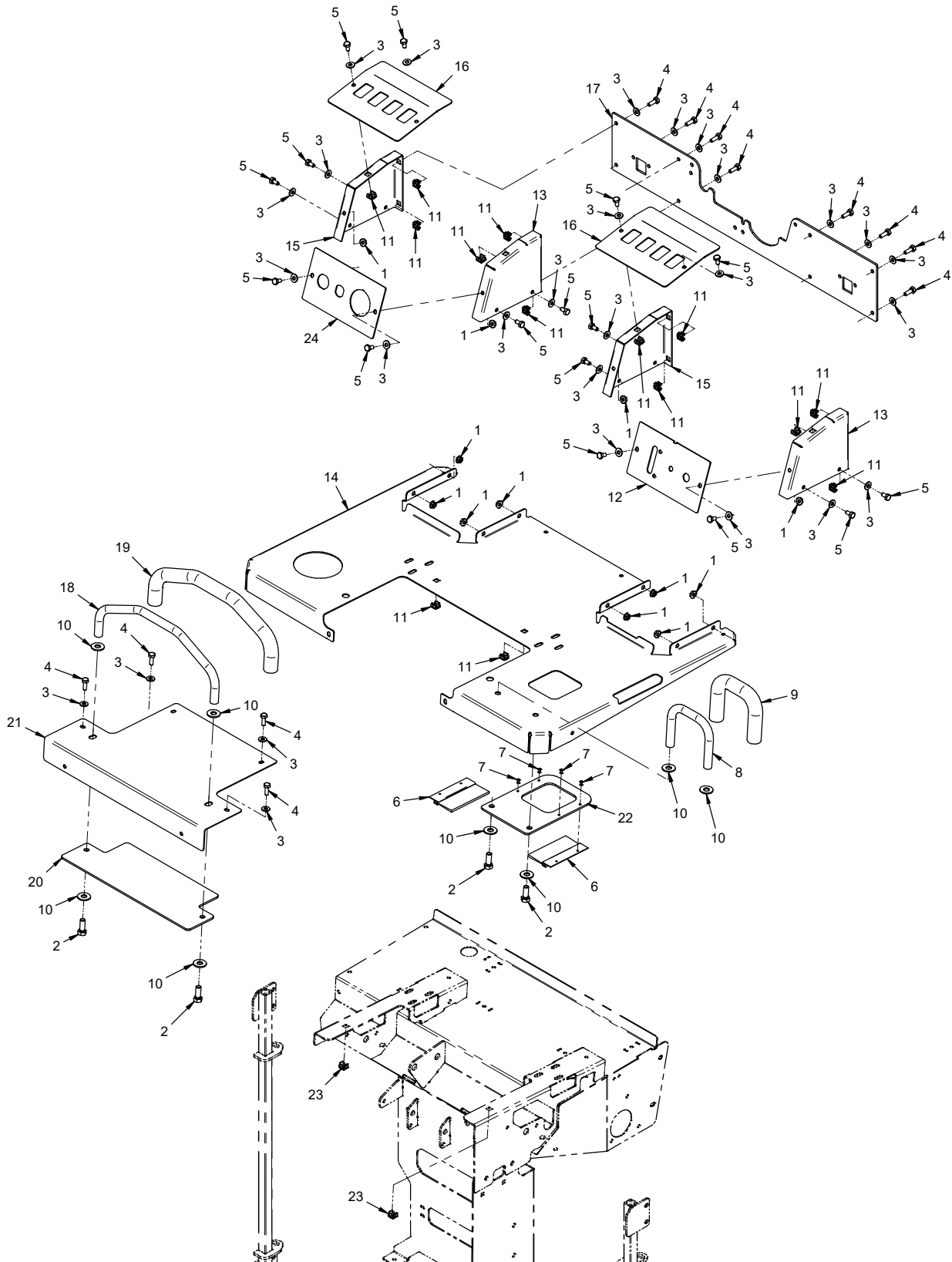
FRAMES, COVERS, & WHEELS

Operator Platform & Cushion

REF.	PART NO.	DESCRIPTION	QTY.
1	99.SF04-3	.Nut, SRF 1/4-20 USS Stainless	14
2	95.05-3	.Washer, Flat 5/16 SAE SS	2
3	99.SF05-3	.Nut, SRF 5/16-18 USS Stainless	4
4	95.08	.Washer, Flat 1/2 SAE	8
5	90.0512-3	.Bolt, 5/16-18 USS x 1-1/2 SS	1
6	95.04-3	.Washer, Flat 1/4 SAE SS	16
7	99.A04N-3	.Locknut, Nylon 1/4-20 USS SS	2
8	05.0169	.Bumper, Elastomer 1300 Lbs PF	2
9	NT-1472	.Spacer, Platform Spring	2
10	90.0408-3	.Bolt, 1/4-20 USS x 1 SS	2
11	41.0048	.Spring, Ext. 1 Od X 6	1
12	NT-1516	.Bushing, Operator Platform Pivot	4
13	90.0812	.Bolt, 1/2-13 USS x 1-1/2	4
14	NT-1245	.Plate, Foot Platform Cleat	5
15	NT-6501	.Frame, Operator Platform	1
16	90.0406-3	.Bolt, 1/4-20 USS x 3/4 SS	14
17	06.0071-2.75IN	.Velcro, Loop 1/2" Black x 2-3/4"	1
18	06.0071-5.50IN	.Velcro, Loop 1/2" x 5-1/2"	1
19	NT-1226	.Mount, Cushion Adjustable	1
20	47.0416	.Cushion, Operator	1
21	99.SF0405-1	.Bolt, SMF 1/4-20 X 5/8	4
22	NT-1236	.Bracket, Cushion Mount	1
23	99.K0148	.Machine Screw, #10-24 X 1/2 SS	3
24	47.0127	.Latch, Rubber Draw T-Handle	1
25	99.A08N	.Locknut, Nylon 1/2-13 USS	4
26	06.0071-6IN	.Velcro, Loop 1/2" Black x 6"	2
27	90.0510-3	.Bolt, 5/16-18 USS x 1-1/4 SS	1

FRAMES, COVERS, & WHEELS

ILLUSTRATED DRAWING Dash Mount & Grab Bars



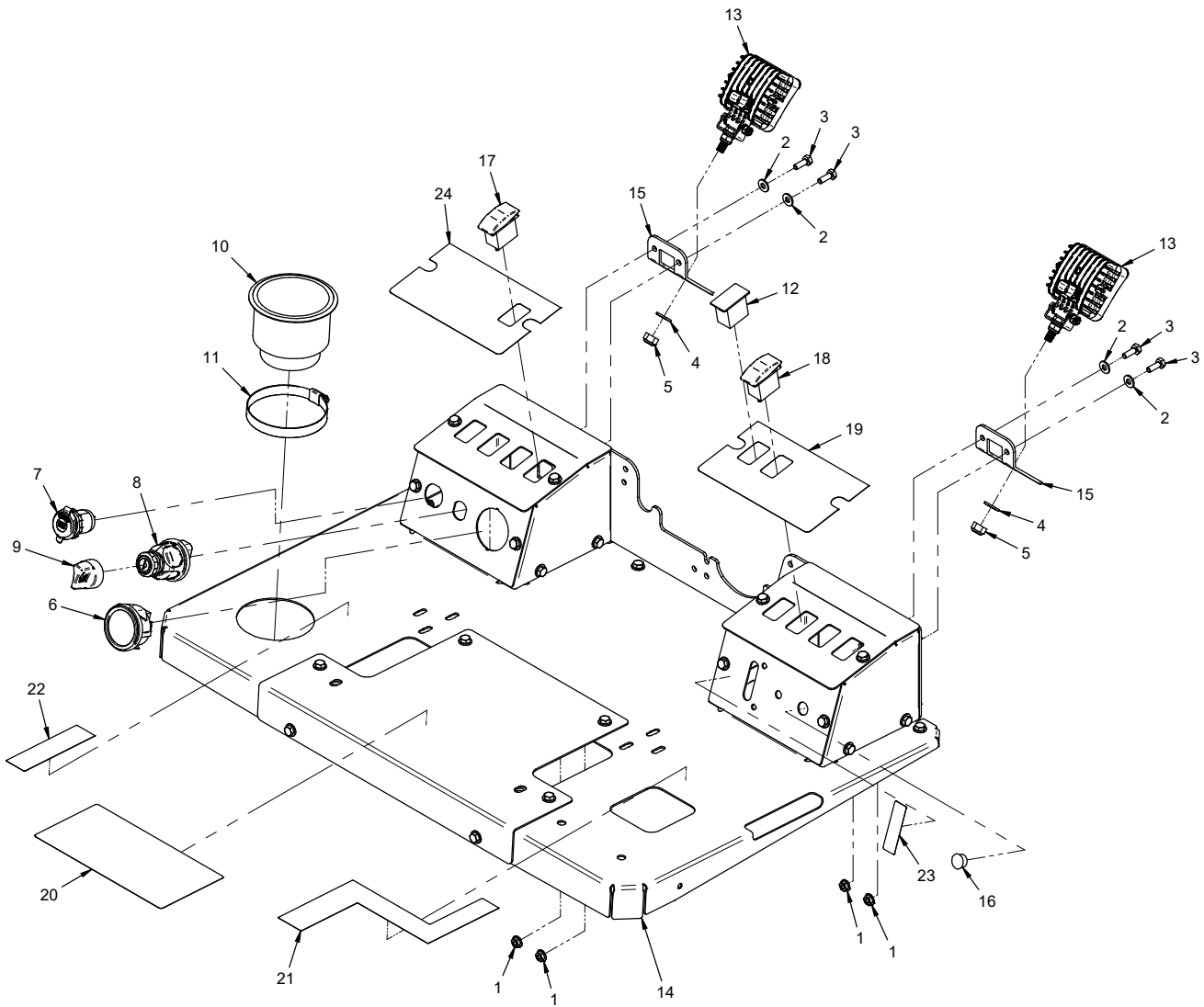
FRAMES, COVERS, & WHEELS

Dash Mount & Grab Bars

REF.	PART NO.	DESCRIPTION	QTY.
1	99.SF04-3	Nut, SRF 1/4-20 USS Stainless	12
2	90.0608-3	Bolt, 3/8-16 USS x 1 SS	4
3	95.04-3	Washer, Flat 1/4 SAE SS	28
4	90.0406-3	Bolt, 1/4-20 USS x 3/4 SS	12
5	90.0404-3	Bolt, 1/4-20 USS x 1/2 SS	16
6	79.0114	Brush, Joystick Cover	2
7	04.0029	Rivet, Pop 1/8" X 1/4" SS	4
8	NT-1367	Grab Bar, Aux Controls	1
9	44.0393	Grip, Foam - 12"	1
10	94.06-3	Washer, Flat 3/8 USS Stainless	8
11	99.E0145	Nut, Cage 1/4-20 (.025-.063")	14
12	NT-1070	Panel, Right Dash Control	1
13	NT-1208	Panel, Right Dash Riser	2
14	NT-1206	Panel, Dash Main	1
15	NT-1209	Panel, Left Dash Riser	2
16	NT-1237	Panel, Top Dash Switch	2
17	NT-1211	Panel, Front Dash	1
18	NT-1260	Grab Bar, Rear	1
19	44.0428	Grip, Foam	1
20	NT-1033	Plate, Handle Support	1
21	NT-1210	Panel, Center Dash Cover	1
22	NT-1069	Mount, Brush Aux. Handle	1
23	99.E0146	Nut, Cage 1/4-20 (.093 - .126")	2
24	NT-1227	Panel, Dash Left Bottom	1

FRAMES, COVERS, & WHEELS

ILLUSTRATED DRAWING Dash Decals, Switches, & Headlights



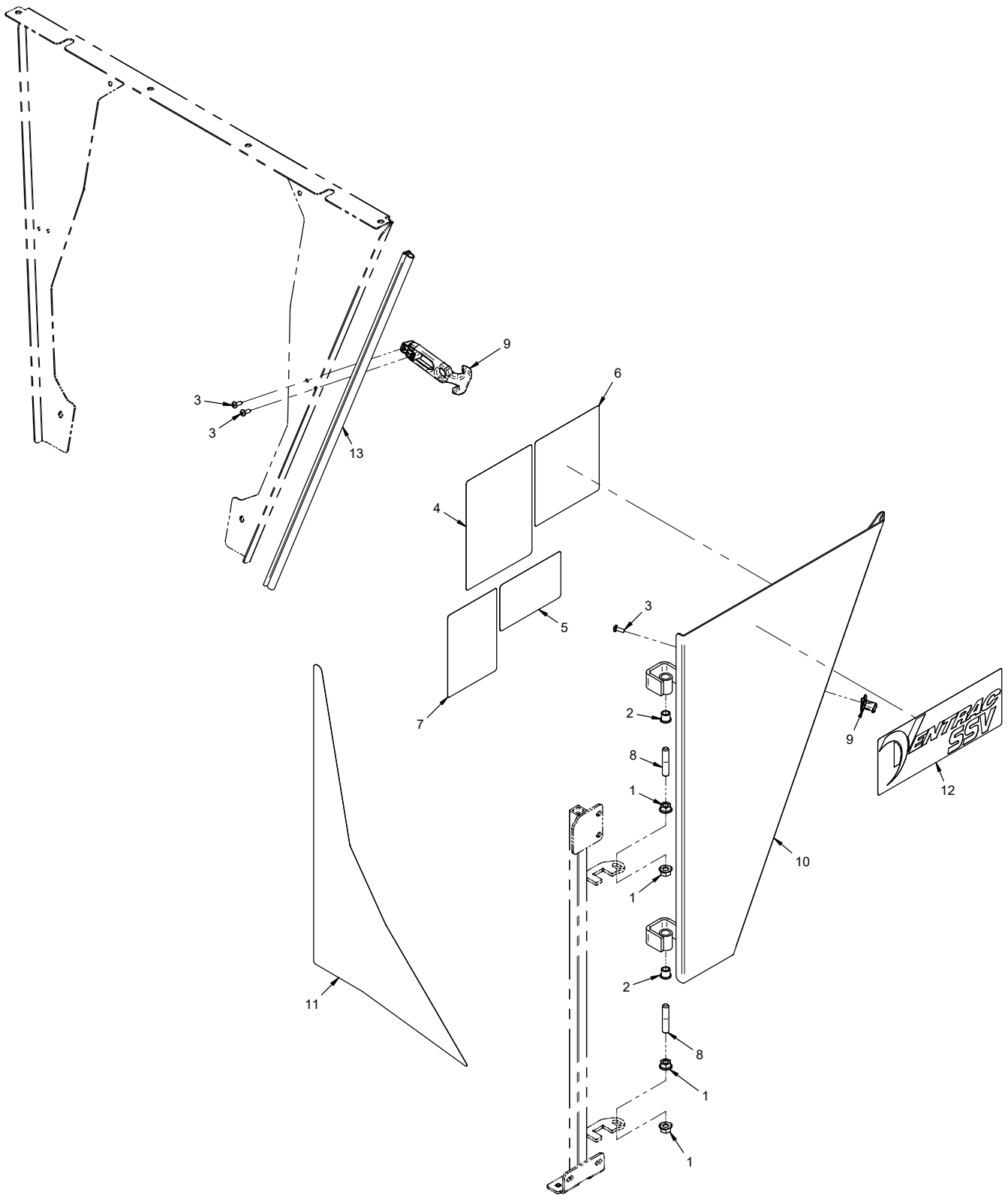
FRAMES, COVERS, & WHEELS

Dash Decals, Switches, & Headlights

REF.	PART NO.	DESCRIPTION	QTY.
1	99.SF04-3	.Nut, SRF 1/4-20 USS Stainless	4
2	95.04-3	.Washer, Flat 1/4 SAE SS	4
3	90.0406-3	.Bolt, 1/4-20 USS x 3/4 SS	4
4	99.M0054	.Washer, Flat M10 SS	2
5	99.M0058	.Locknut, Nylon M10 x 1.5 SS	2
6	35.0152	.Gauge, Cluster Hour	1
7	30.0480	.Receptacle, USB Dual	1
8	13.0323	.Switch, Ignition IP67	1
9	13.0324	.Key, Ignition w/Boot	1
10	47.0185	.Holder, Cup 3.586 OD x 3-1/4 DP	1
11	11.0077	.Clamp, Hose 3-1/16 To 4"	1
12	05.0131	.Plug, Switch Otto K5	1
13	33.0087	.Light, LED Flood with Bracket	2
14	NT-1206	.Panel, Dash Main	1
15	NT-1068	.Mount, Work Light	2
16	05.0139	.Plug, 5/8" Hole, Blk Plastic	1
17	31.0053	.Switch, Rocker On/Off	1
18	31.0055	.Switch, Rocker On/Off/On	1
19	00.0705	.Decal, Right Switch Panel	1
20	00.0708	.Decal, Warning Operator Safety	1
21	00.0709	.Decal, Right Controls	1
22	00.0710	.Decal, Control Lever	1
23	00.0714	.Decal, Throttle	1
24	00.0695	.Decal, Left Switch Panel	1

FRAMES, COVERS, & WHEELS

ILLUSTRATED DRAWING Right Door



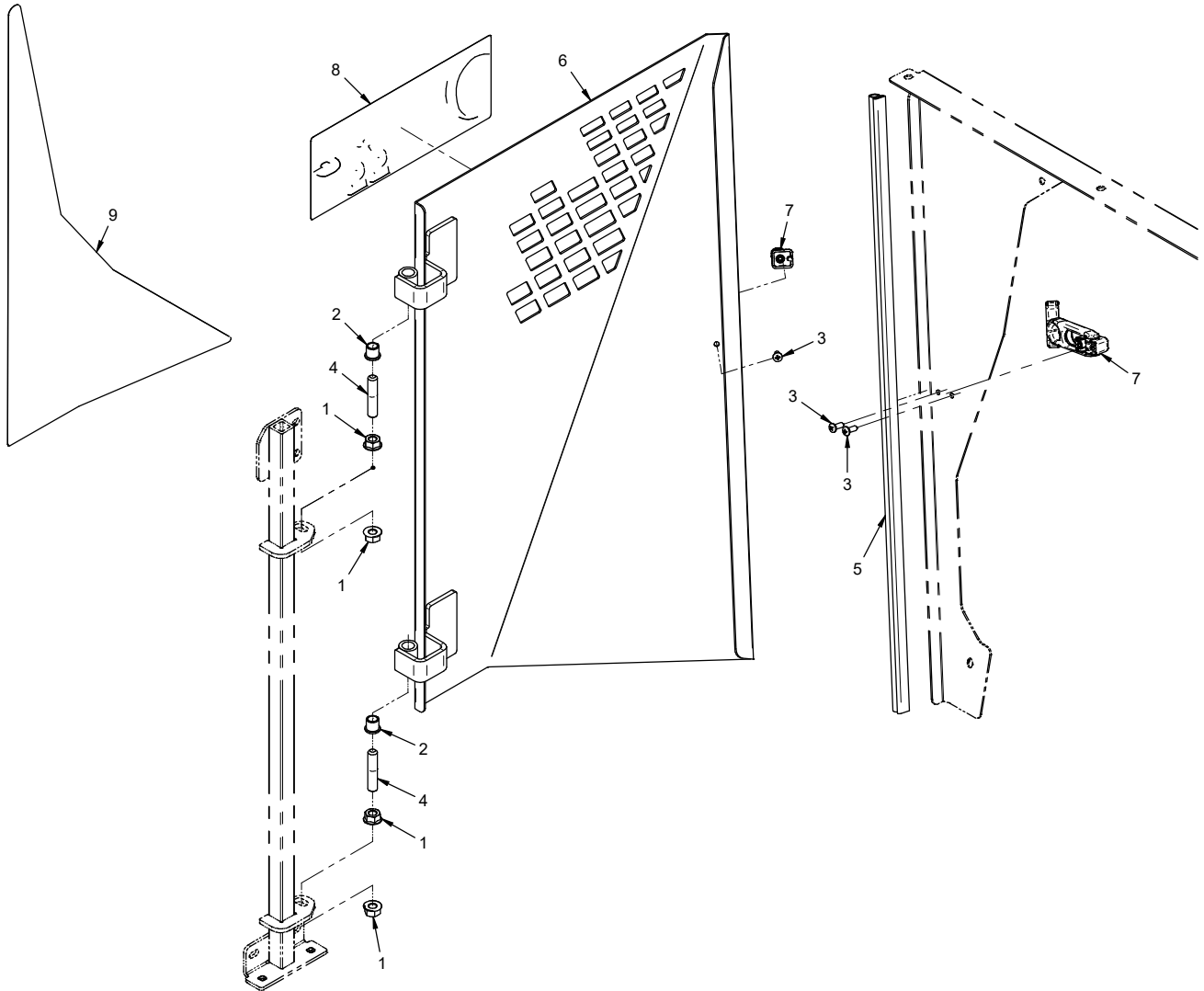
FRAMES, COVERS, & WHEELS

Right Door

REF.	PART NO.	DESCRIPTION	QTY.
1	99.SF06-3	Nut, SRF 3/8-16 USS Stainless	4
2	85.B0068	Bushing, 3/8 X 1/2 OD X 1/2 LG.	2
3	99.K0148	Machine Screw, #10-24 X 1/2 SS	3
4	00.0713	Decal, Maintenance	1
5	00.0712	Decal, Quick Reference	1
6	00.0711	Decal, Fuse Panel NT2120	1
7	00.0385	Released For Production	1
8	99.F0043	Pin, Hinge 3/8-16 X 1-7/8 Ss.	2
9	47.0127	Latch, Rubber Draw T-Handle	1
10	NT-6542	Door, Tower Access Right	1
11	00.0698	Decal, Right Door	1
12	00.0697	Decal, Ventrac SSV Left	1
13	06.0049-25.5IN	Trim, Trim Seal W/Bulb x 25-1/2"	1

FRAMES, COVERS, & WHEELS

ILLUSTRATED DRAWING Left Door



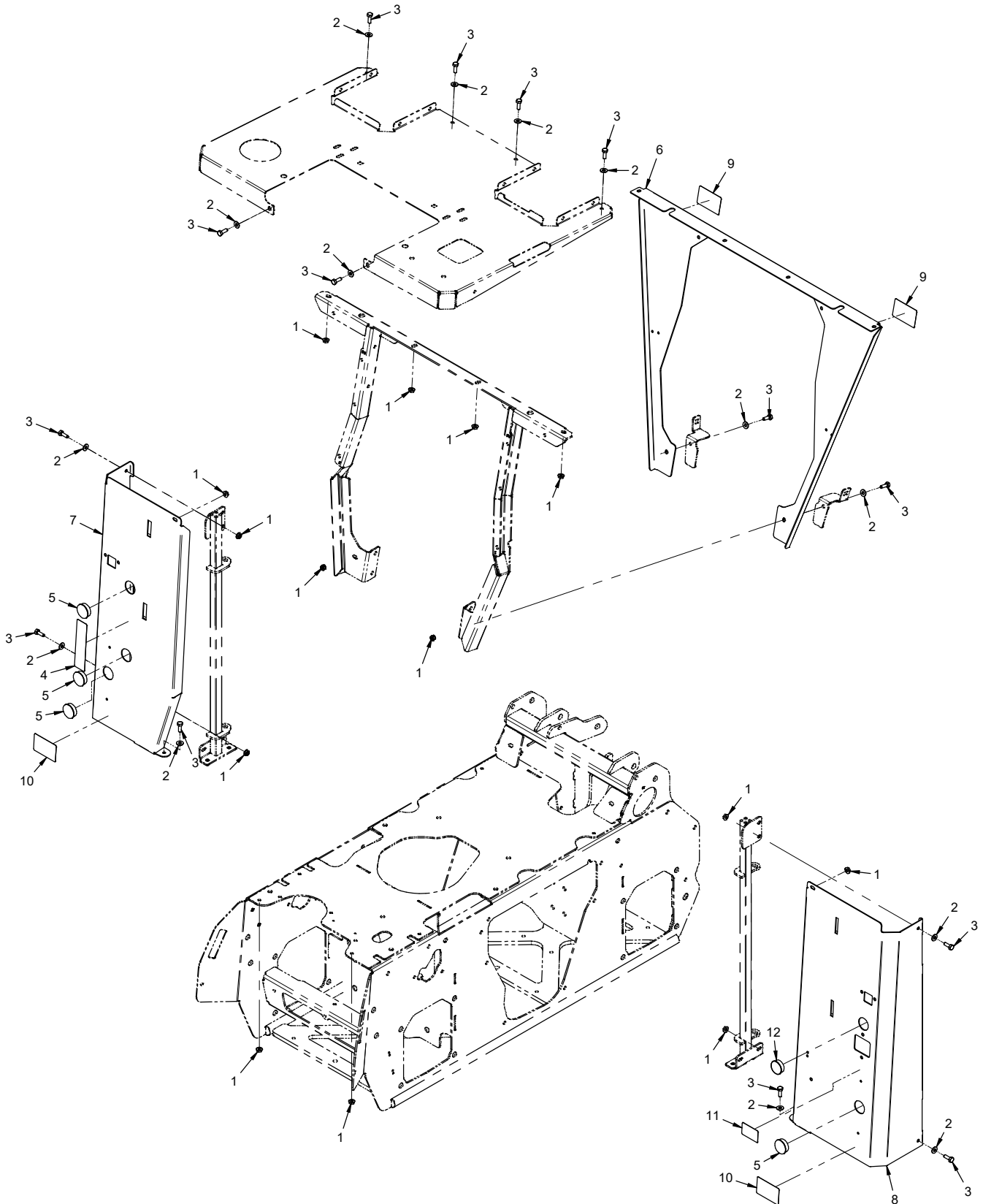
FRAMES, COVERS, & WHEELS

Left Door

REF.	PART NO.	DESCRIPTION	QTY.
1	99.SF06-3	Nut, SRF 3/8-16 USS Stainless	4
2	85.B0068	Bushing, 3/8 X 1/2 OD X 1/2 LG.	2
3	99.K0148	Machine Screw, #10-24 X 1/2 SS	3
4	99.F0043	Pin, Hinge 3/8-16 X 1-7/8 Ss.	2
5	06.0049-25.5IN	Trim, Trim Seal W/Bulb x 25-1/2"	1
6	NT-6545	Door, Tower Access Left	1
7	47.0127	Latch, Rubber Draw T-Handle	2
8	0.0697	Decal, Ventrac SSV.	1
9	0.0696	Decal, Left Door.	1

FRAMES, COVERS, & WHEELS

ILLUSTRATED DRAWING Front & Rear Upper Frame Covers



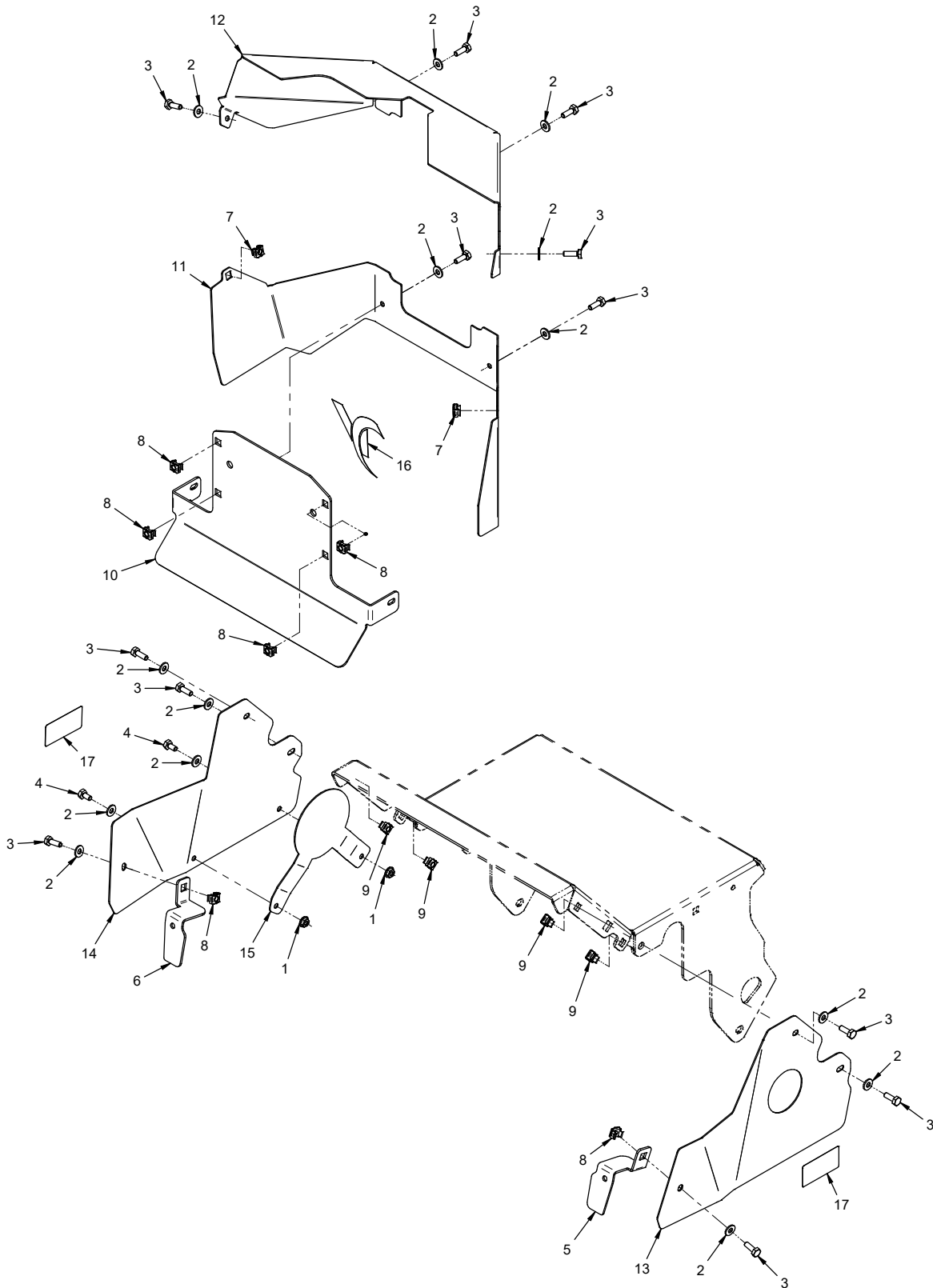
FRAMES, COVERS, & WHEELS

Front & Rear Upper Frame Covers

REF.	PART NO.	DESCRIPTION	QTY.
1	99.SF04-3	Nut, SRF 1/4-20 USS Stainless	14
2	95.04-3	Washer, Flat 1/4 SAE SS	14
3	90.0406-3	Bolt, 1/4-20 USS x 3/4 SS	14
4	00.0452	Decal, Neutral	1
5	05.0091	Plug, 1-1/4" Hole, Blk Plastic	4
6	NT-1490	Cover, Front Tower	1
7	NT-6129	Cover, Left Rear Tower	1
8	NT-6130	Cover, Right Rear Tower	1
9	47.0110	Reflector, Amber 1 3/4 x 2 3/4	2
10	47.0109	Reflector, Red 1 3/4 x 2 3/4	2
11	00.0447	Decal, Battery Disconnect	1
12	05.0182	Plug, for 1-3/16 Panel Hole	1

FRAMES, COVERS, & WHEELS

ILLUSTRATED DRAWING Engine Covers



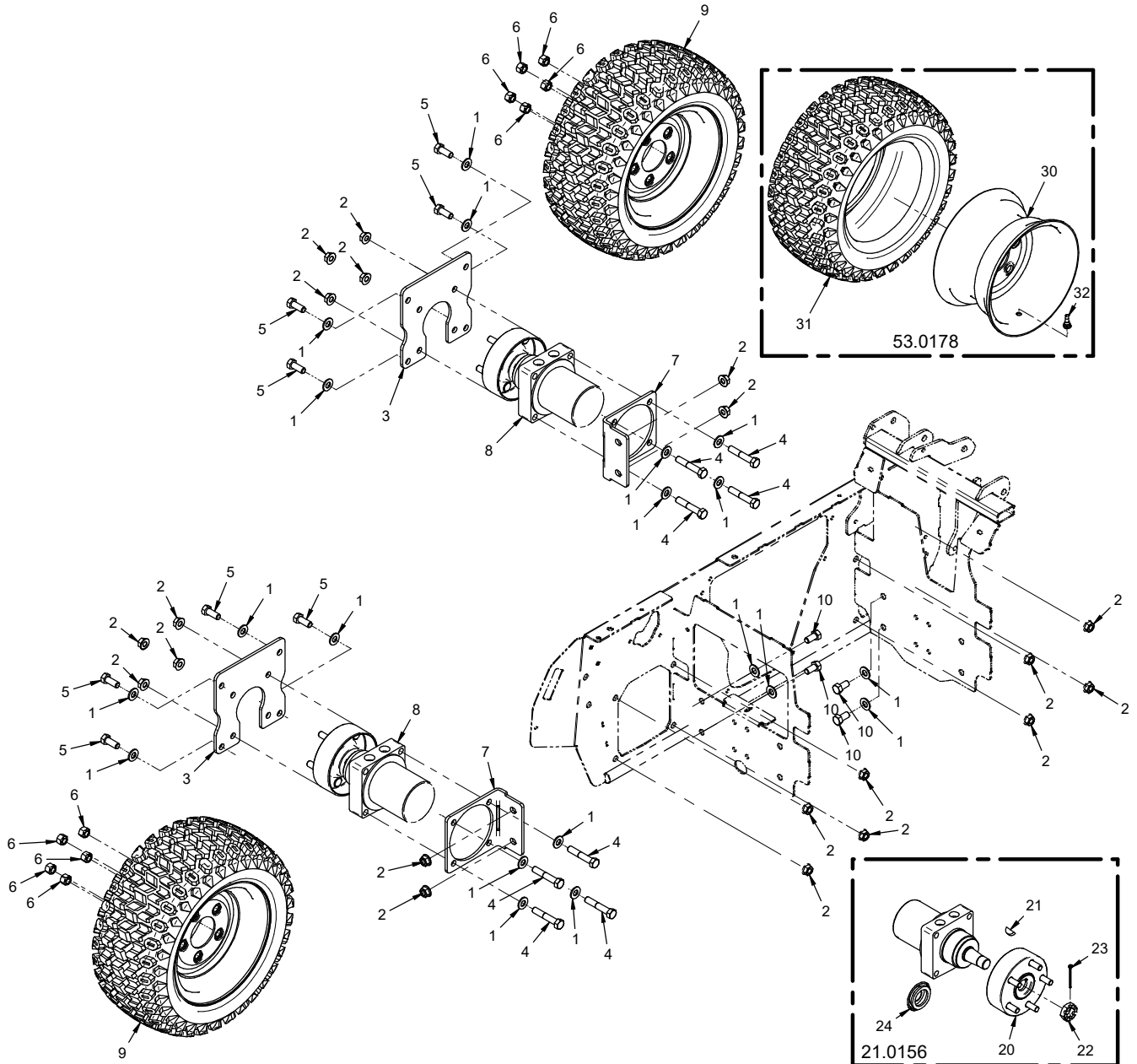
FRAMES, COVERS, & WHEELS

Engine Covers

REF.	PART NO.	DESCRIPTION	QTY.
1	99.SF04-3	Nut, SRF 1/4-20 USS Stainless	2
2	95.04-3	Washer, Flat 1/4 SAE SS	14
3	90.0406-3	Bolt, 1/4-20 USS x 3/4 SS	12
4	90.0404-3	Bolt, 1/4-20 USS x 1/2 SS	2
5	NT-1852	Mount, Engine Cover Lower Right	1
6	NT-1853	Mount, Engine Cover Lower Left	1
7	99.E0145	Nut, Cage 1/4-20 (.025-.063")	2
8	99.E0146	Nut, Cage 1/4-20 (.093 - .126")	6
9	99.E0147	Nut, Cage 1/4-20 (.125 - .156")	4
10	NT-1059	Brace, Muffler Mount	1
11	NT-1063	Cover, Engine Front Bottom	1
12	NT-1058	Cover, Engine Front Top	1
13	NT-1065	Cover, Engine Front Right Side	1
14	NT-1066	Cover, Engine Front Left Side	1
15	NT-1064	Shield, Left End Muffler Heat	1
16	00.0716	Decal, V White	1
17	00.0374	Decal, Hot Surface	2

FRAMES, COVERS, & WHEELS

ILLUSTRATED DRAWING Wheels & Wheel Motor Mounts - Left Side



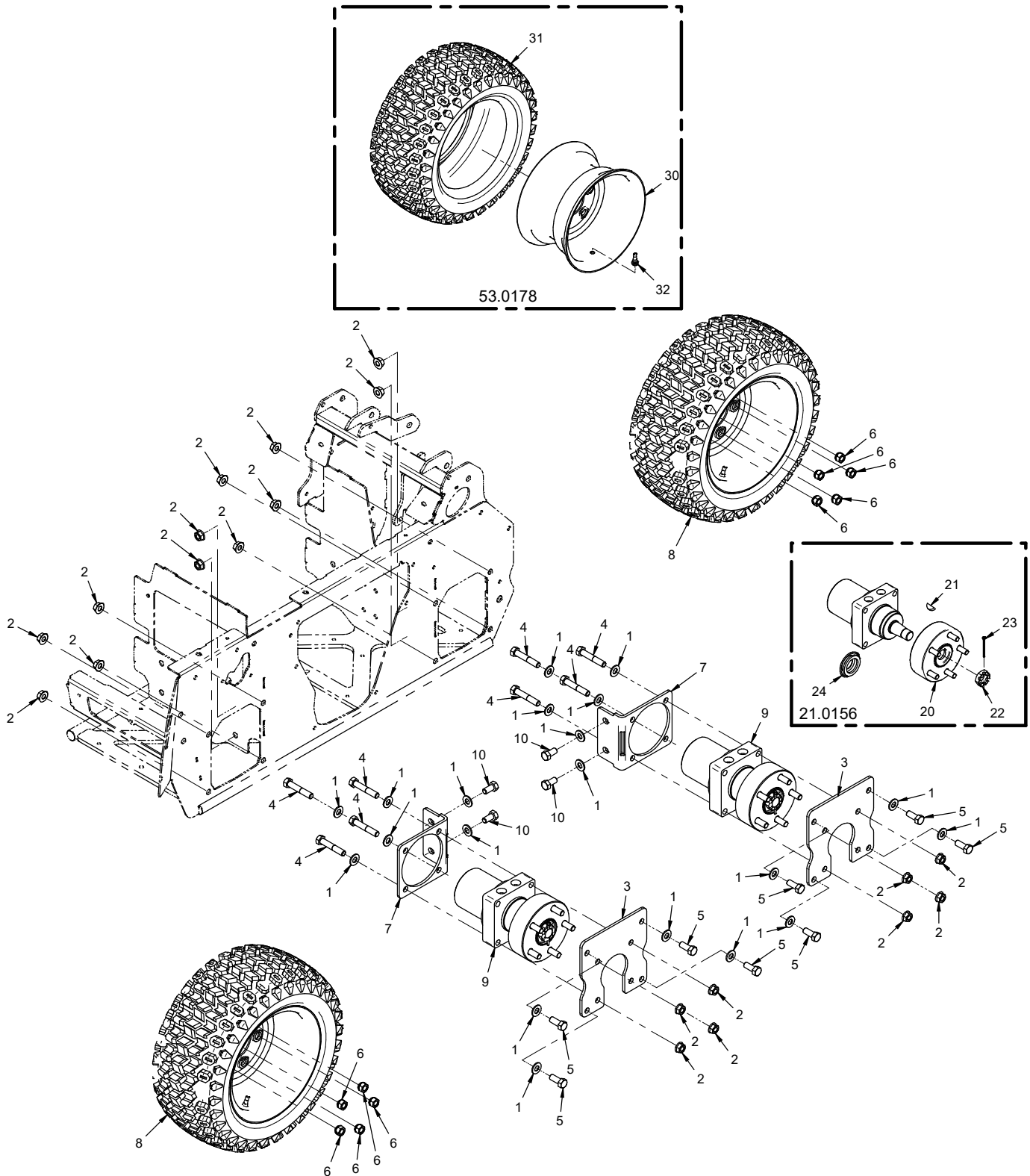
FRAMES, COVERS, & WHEELS

Wheels & Wheel Motor Mounts - Left Side

REF.	PART NO.	DESCRIPTION	QTY.
1	95.08	Washer, Flat 1/2 SAE	20
2	99.SF08	Nut, SRF 1/2-13 USS	20
3	NT-1235	Mount, Wheel Motor	2
4	90.0822	Bolt, 1/2-13 USS x 2-3/4	8
5	90.0810	Bolt, 1/2-13 USS x 1-1/4	8
6	99.E0001	Nut, Lug 1/2-20 SAE	10
7	NT-1228	Bracket, Wheel Motor Support	2
8	21.0156	Motor, Wheel Parker	2
9	53.0178	Wheel, Asm 18 x 8.5-10	2
10	90.0808	Bolt, 1/2-13 USS x 1	4
20	53.0220	Hub, Wheel 5 Bolt 1-1/4" Taper Bore	1
21	85.W0508	Key, Woodruff 5/16 x 1	1
22	99.E0069	Nut, Castle 1"-20 UNEF	1
23	02.CP0516	Cotter Pin, 5/32 x 2	1
24	89.0105	Kit, Seal Parker TJ Series Wheel Motor	1
30	53.0200	Rim, 10.0 x 6.00 5 Bolt	1
31	53.0199	Tire, 18 x 8.5-10	1
32	53.0139	Valve Stem	1

FRAMES, COVERS, & WHEELS

ILLUSTRATED DRAWING Wheels & Wheel Motor Mounts - Right Side



FRAMES, COVERS, & WHEELS

Wheels & Wheel Motor Mounts - Right Side

REF.	PART NO.	DESCRIPTION	QTY.
1	95.08	Washer, Flat 1/2 SAE	20
2	99.SF08	Nut, SRF 1/2-13 USS	20
3	NT-1235	Mount, Wheel Motor	2
4	90.0822	Bolt, 1/2-13 USS x 2-3/4	8
5	90.0810	Bolt, 1/2-13 USS x 1-1/4	8
6	99.E0001	Nut, Lug 1/2-20 SAE	10
7	NT-1228	Bracket, Wheel Motor Support	2
8	53.0178	Wheel, Asm 18 x 8.5-10	2
9	21.0156	Motor, Wheel Parker	2
10	90.0808	Bolt, 1/2-13 USS x 1	4
20	53.0220	Hub, Wheel 5 Bolt 1-1/4" Taper Bore	1
21	85.W0508	Key, Woodruff 5/16 x 1	1
22	99.E0069	Nut, Castle 1"-20 UNEF	1
23	02.CP0516	Cotter Pin, 5/32 x 2	1
24	89.0105	Kit, Seal Parker TJ Series Wheel Motor	1
30	53.0200	Rim, 10.0 x 6.00 5 Bolt	1
31	53.0199	Tire, 18 x 8.5-10	1
32	53.0139	Valve Stem	1

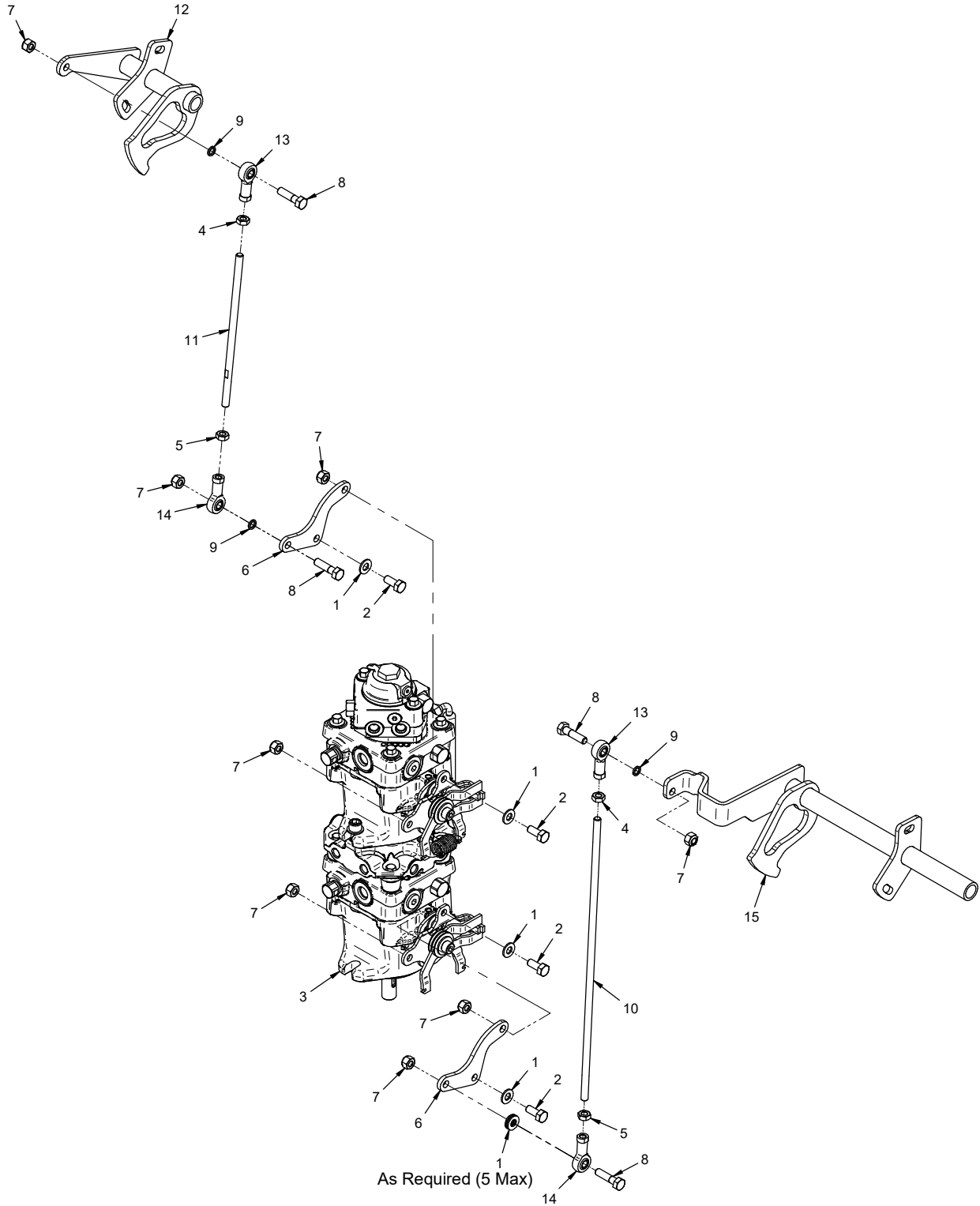
CONTROLS & LINKAGE

Drive Control Handles

REF.	PART NO.	DESCRIPTION	QTY.
1	95.05-3	Washer, Flat 5/16 SAE SS	2
2	99.SF05-3	Nut, SRF 5/16-18 USS Stainless	10
3	85.B0027	Bushing, 1/2 ID X 5/8 OD X 5/8	4
4	95.04-3	Washer, Flat 1/4 SAE SS	1
5	90.0406-3	Bolt, 1/4-20 USS x 3/4 SS	1
6	99.A04N-3	Locknut, Nylon 1/4-20 USS SS	1
7	90.0508-3	Bolt, 5/16-18 USS x 1 SS	2
8	90.0514-3	Bolt, 5/16-18 USS x 1-3/4 SS	2
9	90.0516-3	Bolt, 5/16-18 USS x 2 SS	2
10	44.0427	Hand Grip, Heated Black	2
11	NT-6156	Handle, Left Drive Control	1
12	NT-6115	Arm, Drive Control Left	1
13	47.0242	Damper, 2.625 Stroke Gas Shock	2
14	NT-6155	Handle, Right Drive Control	1
15	NT-6116	Arm, Drive Control Right	1
16	NT-6002	Pin, Drive Control Arm Pivot	1

CONTROLS & LINKAGE

ILLUSTRATED DRAWING Drive Control Pump Links



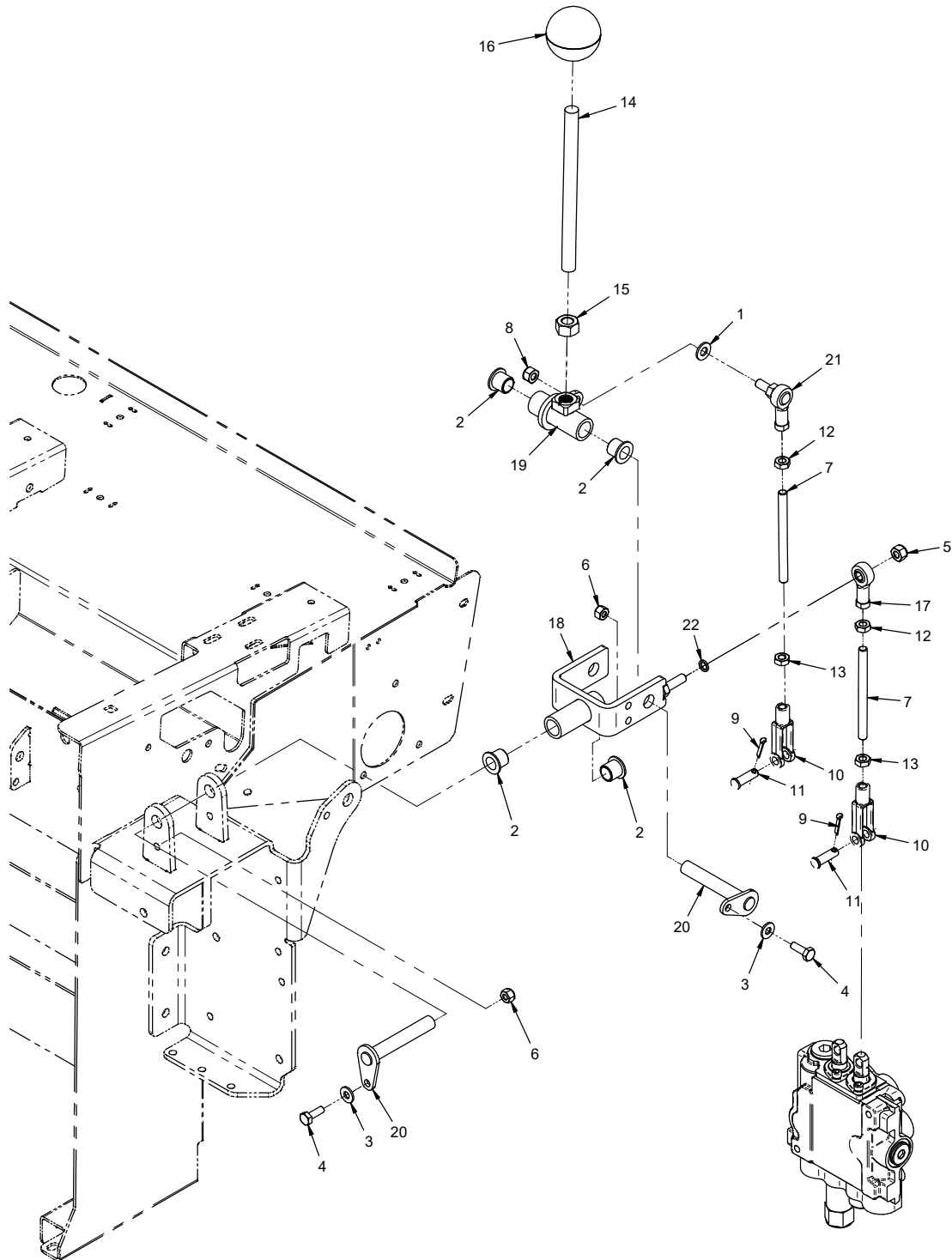
CONTROLS & LINKAGE

Drive Control Pump Links

REF.	PART NO.	DESCRIPTION	QTY.
1	95.05-3	.Washer, Flat 5/16 SAE SS	9
2	90.0506-3	.Bolt, 5/16-18 USS x 3/4 SS	4
3	21.0131	.Pump, Hydrogear Tandem Asm	1
4	99.E0129	.Nut, Jam 5/16-24 LH ZP	2
5	99.E0128	.Nut, Jam 5/16-24 ZP	2
6	NT-1494	.Arm, Pump Control	2
7	99.A05N-3	.Locknut, Nylon 5/16-18 SS	8
8	90.0510-3	.Bolt, 5/16-18 USS x 1-1/4 SS	4
9	99.B0102	.Washer, .313ID x .438OD x .062	3
10	42.0594	.Rod, Thread 5/16-24 X 14-3/4 RH/LH	1
11	42.0593	.Rod, Thread 5/16-24 X 7.75 RH/LH	1
12	NT-6115	.Arm, Drive Control Left	1
13	43.005L	.Rod End, 5/16 Spherical (LH)	2
14	43.005	.Rod End, 5/16 Spherical	2
15	NT-6116	.Arm, Drive Control Right	1

CONTROLS & LINKAGE

ILLUSTRATED DRAWING Hydraulic Control Lever & Auxiliary Valve Links



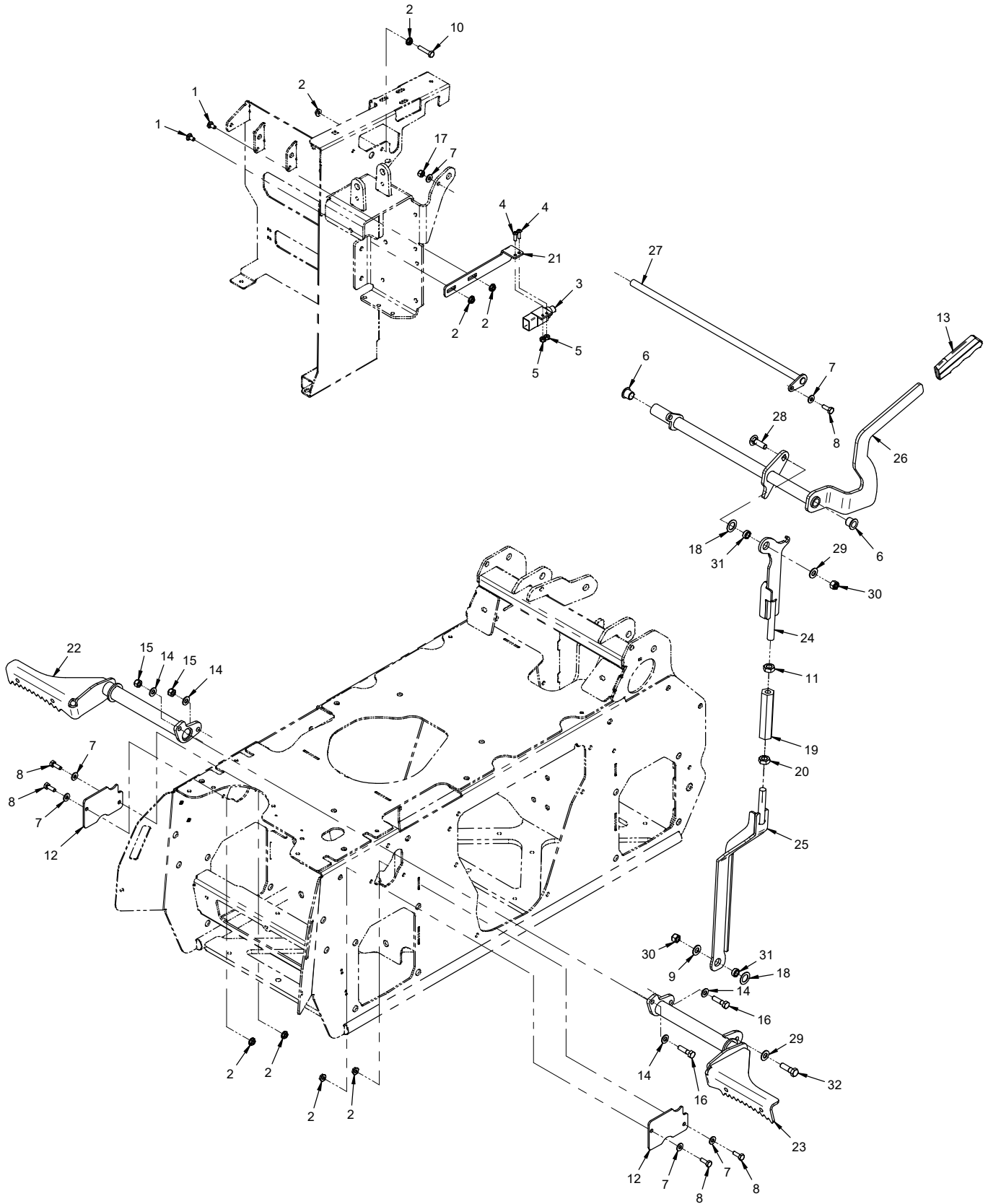
CONTROLS & LINKAGE

Hydraulic Control Lever & Auxiliary Valve Links

REF.	PART NO.	DESCRIPTION	QTY.
1	95.05-3	Washer, Flat 5/16 SAE SS	1
2	85.B0027	Bushing, 1/2 ID X 5/8 OD X 5/8	4
3	95.04-3	Washer, Flat 1/4 SAE SS	2
4	90.0406-3	Bolt, 1/4-20 USS x 3/4 SS	2
5	99.A05N	Locknut, Nylon 5/16-18 USS	1
6	99.A04N-3	Locknut, Nylon 1/4-20 USS SS	2
7	42.0592	Rod, Thread 5/16-24 X 4 RH/LH	2
8	99.A05NFN	Locknut, Nylon 5/16-24 SAE ZP	1
9	02.CP0406	Cotter Pin, 1/8 X 3/4, Zinc	2
10	43.C05-1R	Clevis End, 5/16-24 RH ZP	2
11	03.0508	Clevis Pin, 5/16 X 1 Zp	2
12	99.E0129	Nut, Jam 5/16-24 LH ZP	2
13	99.E0128	Nut, Jam 5/16-24 ZP	2
14	40.0411	Handle, Aux Control ZP	1
15	92.08	Nut, 1/2-13 USS	1
16	47.0003	Knob, Round 2" x 1/2-13	1
17	43.005L	Rod End, 5/16 Spherical (LH)	1
18	NT-6106	Pivot, Auxiliary Hydraulic	1
19	NT-6105	Pivot, Hydraulic Lift	1
20	NT-6004	Pin, Hyd. Lift Pivot	2
21	43.005SL	Rod End, 5/16 Spher. LH w/Stud	1
22	99.B0102	Washer, .313ID x .438OD x .062	1

CONTROLS & LINKAGE

ILLUSTRATED DRAWING Parking Brake & Brake Switch



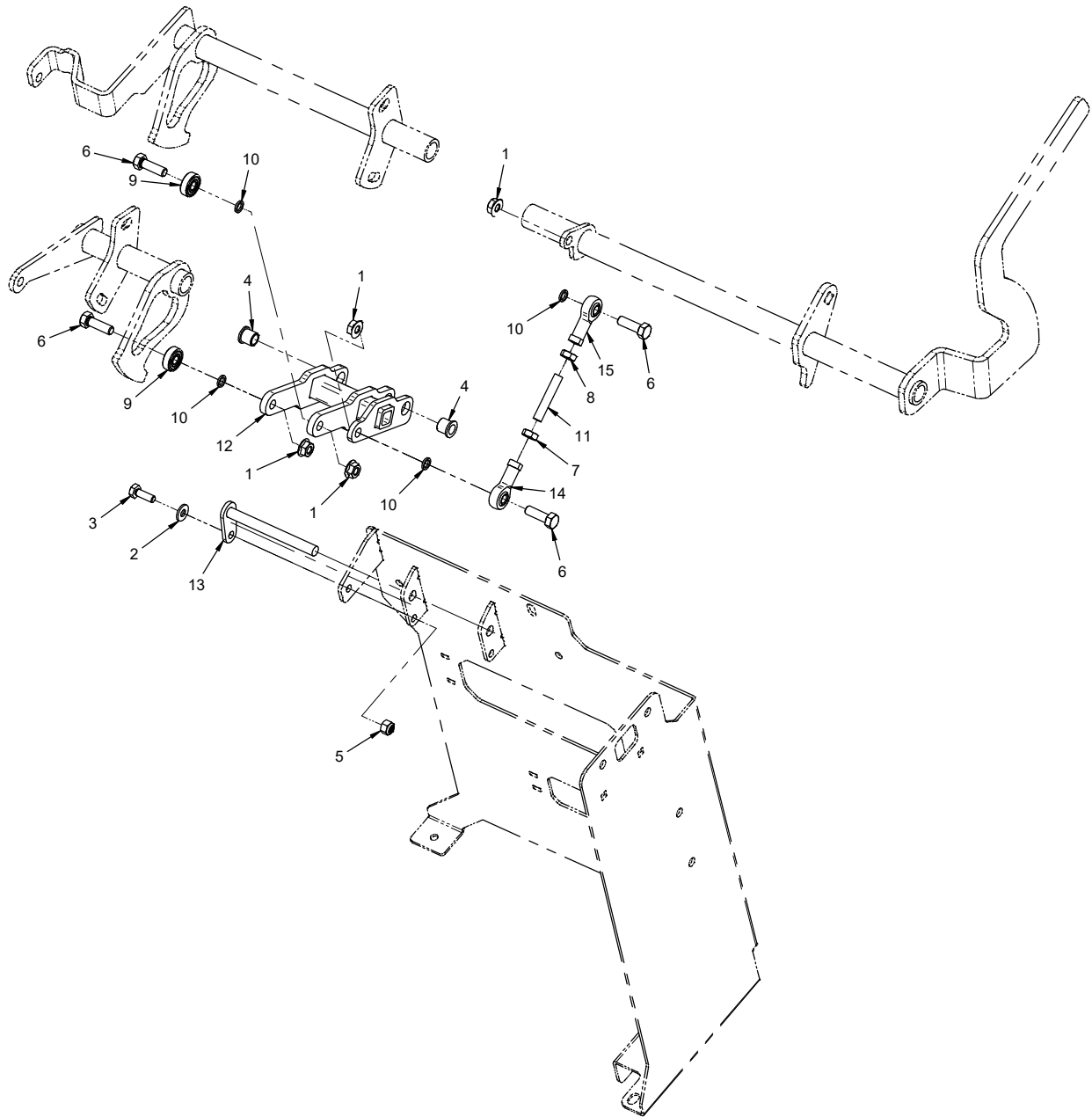
CONTROLS & LINKAGE

Parking Brake & Brake Switch

REF.	PART NO.	DESCRIPTION	QTY.
1	97.0404-3	.Bolt, Carriage 1/4-20 X 1/2 SS	2
2	99.SF04-3	.Nut, SRF 1/4-20 USS Stainless	8
3	31.0072	.Switch, Plunger Sealed	1
4	99.K0149	.Machine Screw, BSCS #10-32 X 5/8 SS	2
5	99.A1032N	.Locknut, Nylon 10-32 Stainless	2
6	85.B0027	.Bushing, 1/2 ID X 5/8 OD X 5/8	2
7	95.04-3	.Washer, Flat 1/4 SAE SS	6
8	90.0406-3	.Bolt, 1/4-20 USS x 3/4 SS	5
9	95.06	.Washer, Flat 3/8 SAE	1
10	90.0410-3	.Bolt, 1/4-20 USS x 1-1/4 SS	1
11	99.E0058	.Nut, Jam 1/2-13 USS	1
12	NT-1739	.Flange, Parking Brake Pivot	2
13	47.0086	.Grip, Slip-On Handle - Black	1
14	95.05	.Washer, Flat 5/16 SAE	4
15	99.A05N	.Locknut, Nylon 5/16-18 USS	2
16	90.0510	.Bolt, 5/16-18 USS x 1-1/4	2
17	99.A04N-3	.Locknut, Nylon 1/4-20 USS SS	1
18	99.B0055	.Washer, Mach 5/8X 1 X 18Ga	2
19	99.E0132	.Nut, Sleeve 1/2-13 USS RH/LH	1
20	99.E0131	.Nut, Jam 1/2-13 USS LH	1
21	NT-1724	.Bracket, Parking Brake Switch	1
22	NT-6109	.Arm, Parking Brake Left	1
23	NT-6101	.Arm, Parking Brake Right	1
24	NT-6120	.Link, Parking Brake Upper	1
25	NT-6121	.Link, Parking Brake Lower	1
26	NT-6206	.Handle, Parking Brake	1
27	NT-6003	.Pin, Brake Handle Pivot	1
28	97.0610-3	.Bolt, Carriage 3/8-16 X 1-1/4 SS	1
29	95.06-3	.Washer, Flat 3/8 SAE SS	2
30	99.A06N-3	.Locknut, Nylon 3/8-16 SS	2
31	64.0602	.Bushing, 3/8 x 5/8 x .265	2
32	90.0610-3	.Bolt, 3/8-16 USS x 1-1/4 SS	1

CONTROLS & LINKAGE

ILLUSTRATED DRAWING Neutral Lock



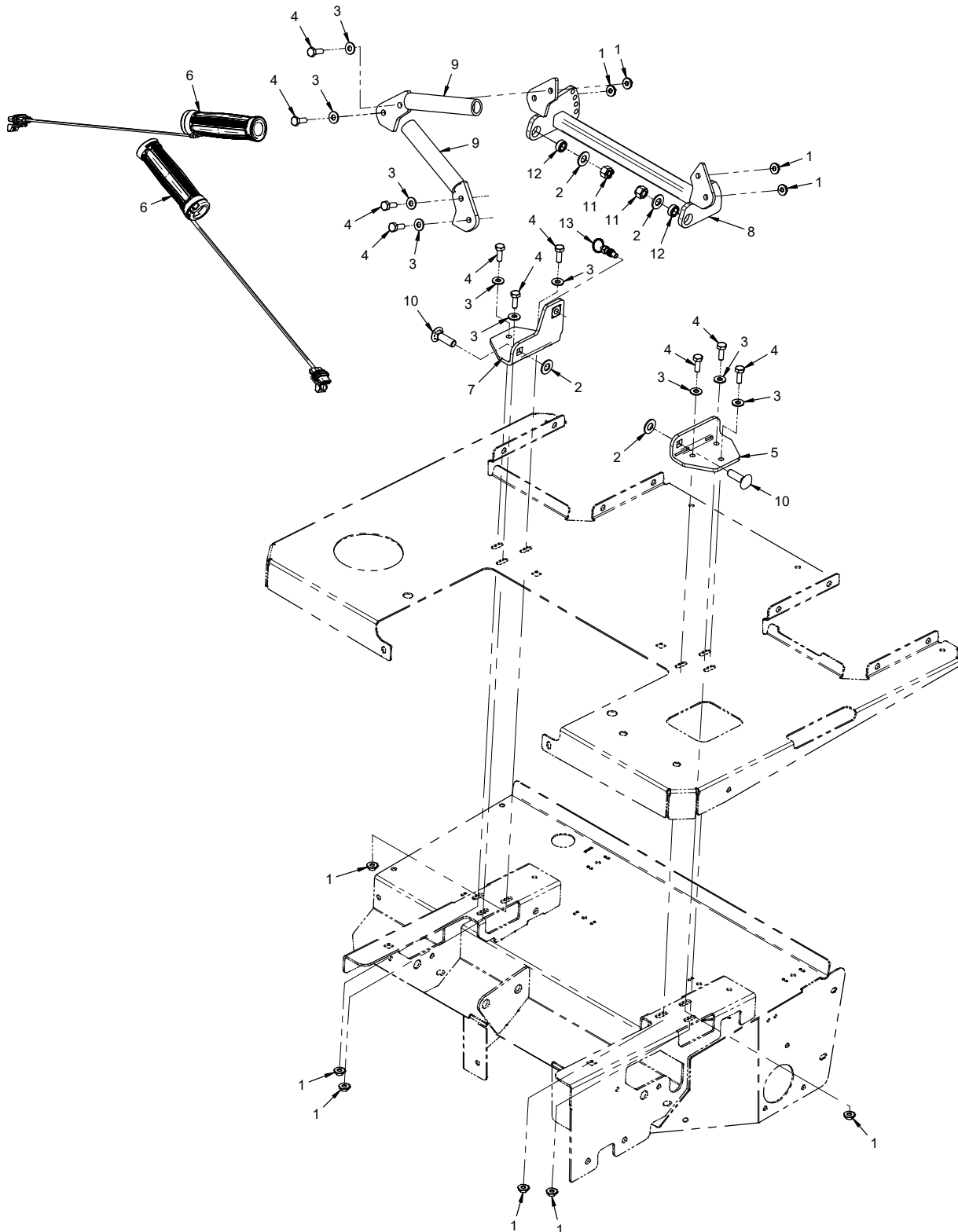
CONTROLS & LINKAGE

Neutral Lock

REF.	PART NO.	DESCRIPTION	QTY.
1	99.SF05-3	Nut, SRF 5/16-18 USS Stainless	4
2	95.04-3	Washer, Flat 1/4 SAE SS	1
3	90.0406-3	Bolt, 1/4-20 USS x 3/4 SS	1
4	85.B0068	Bushing, 3/8 X 1/2 OD X 1/2 LG	2
5	99.A04N-3	Locknut, Nylon 1/4-20 USS SS	1
6	90.0508-3	Bolt, 5/16-18 USS x 1 SS	4
7	99.E0129	Nut, Jam 5/16-24 LH ZP	1
8	99.E0128	Nut, Jam 5/16-24 ZP	1
9	55.0022	Bearing, Ball .315 ID X .8661 OD	2
10	99.B0102	Washer, .313ID x .438OD x .062	4
11	42.0596	Rod, Thread 5/16-24 x 1-3/4 RH/LH	1
12	NT-6112	Rocker, Neutral Engagement	1
13	NT-6006	Pin, Neutral Rocker Pivot	1
14	43.005L	Rod End, 5/16 Spherical (LH)	1
15	43.005	Rod End, 5/16 Spherical	1

CONTROLS & LINKAGE

ILLUSTRATED DRAWING Heated Hand Grips



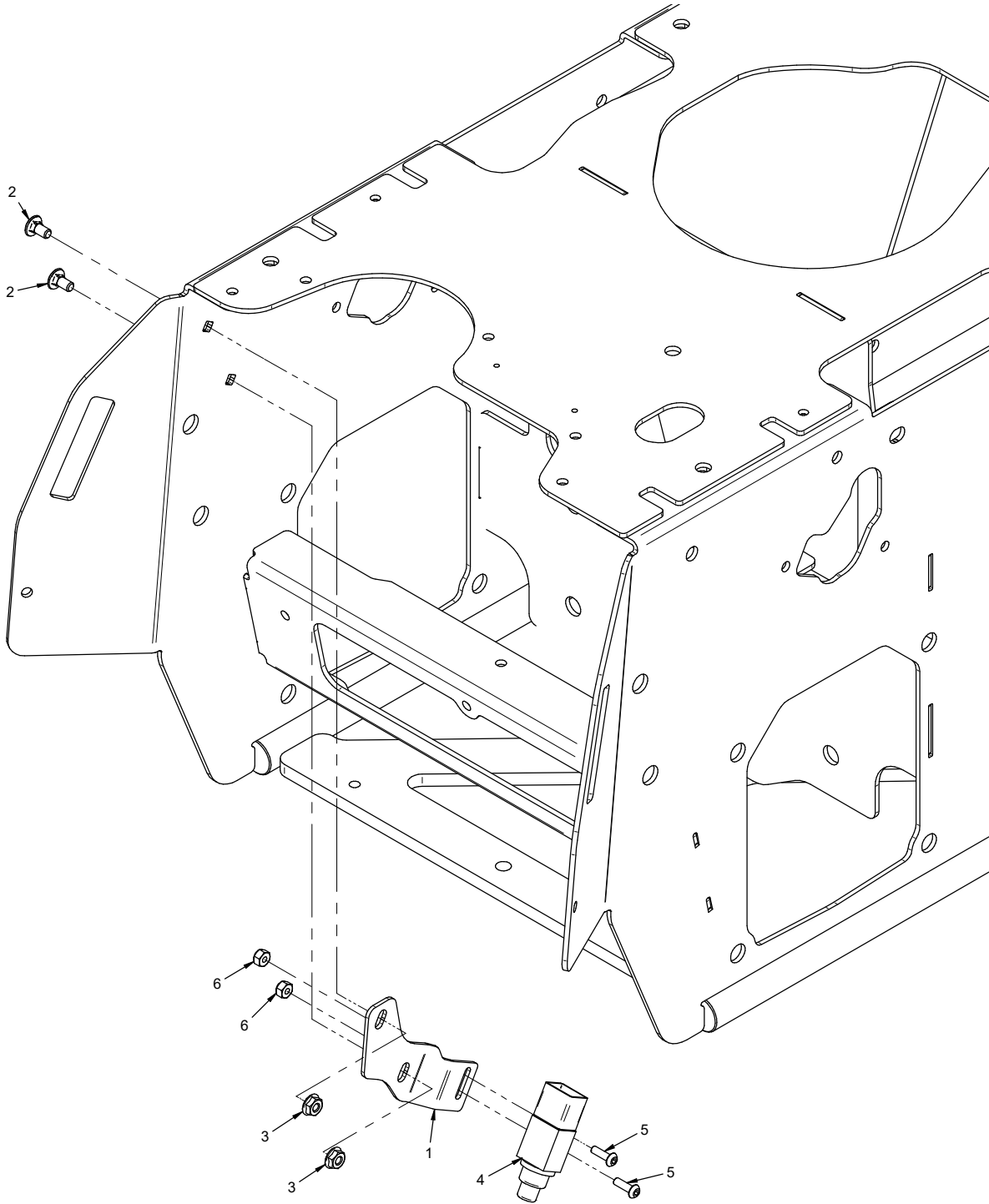
CONTROLS & LINKAGE

Heated Hand Grips

REF.	PART NO.	DESCRIPTION	QTY.
1	99.SF04-3	Nut, SRF 1/4-20 USS Stainless	10
2	95.06-3	Washer, Flat 3/8 SAE SS	4
3	95.04-3	Washer, Flat 1/4 SAE SS	10
4	90.0406-3	Bolt, 1/4-20 USS x 3/4 SS	10
5	NT-1080	Mount, Handle	1
6	44.0427	Hand Grip, Heated Black	2
7	NT-6152	Mount, Control Stop	1
8	NT-6151	Handle, Front Grab Bar	1
9	NT-6150	Handle, Control	2
10	97.0610-3	Bolt, Carriage 3/8-16 X 1-1/4 SS	2
11	99.A06N-3	Locknut, Nylon 3/8-16 SS	2
12	64.0602	Bushing, 3/8 x 5/8 x .265	2
13	03.0043	Spring, Plunger Pin	1

CONTROLS & LINKAGE

ILLUSTRATED DRAWING Operator Presence (Platform) Switch



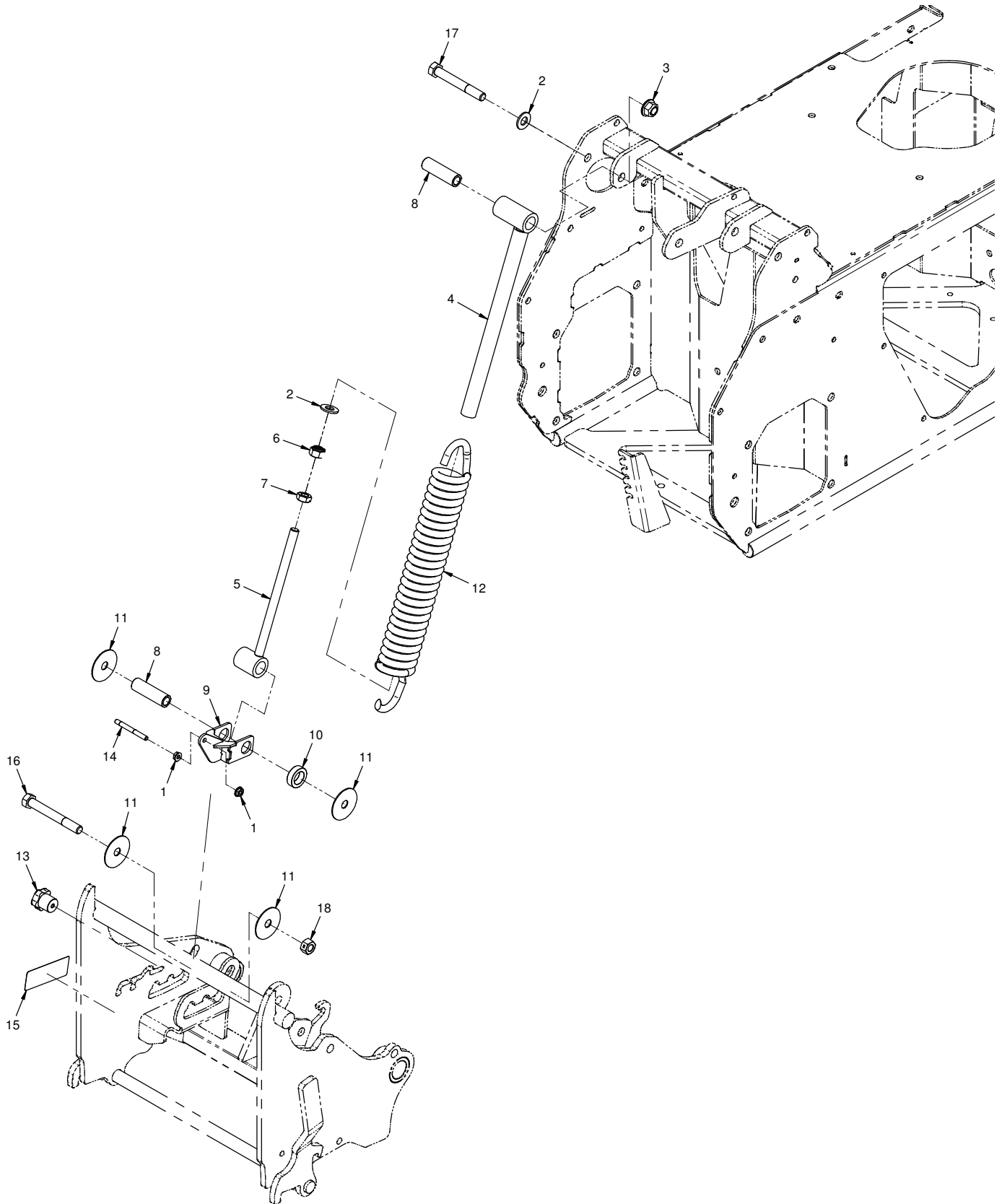
CONTROLS & LINKAGE

Operator Presence (Platform) Switch

REF.	PART NO.	DESCRIPTION	QTY.
1	NT-1688	.Bracket, Platform Switch	1
2	97.0404-3	.Bolt, Carriage 1/4-20 X 1/2 SS	2
3	99.SF04-3	.Nut, SRF 1/4-20 USS Stainless	2
4	31.0072	.Switch, Plunger Sealed	1
5	99.K0149	.Machine Screw, BSCS #10-32 X 5/8 SS	2
6	99.A1032N	.Locknut, Nylon 10-32 Stainless	2

OPTIONS

ILLUSTRATED DRAWING 70.6004 Weight Transfer Kit



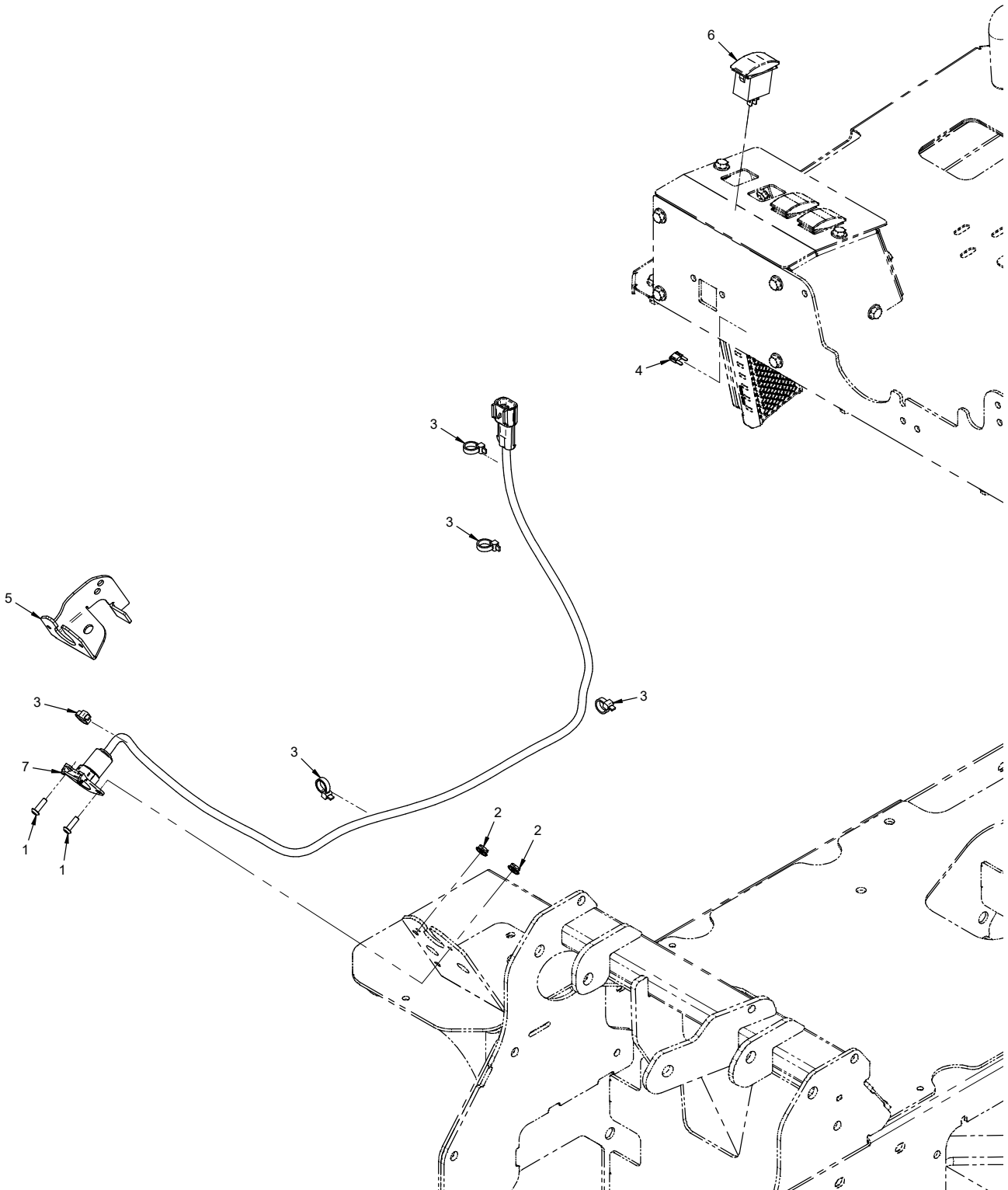
OPTIONS

70.6004 Weight Transfer Kit

REF.	PART NO.	DESCRIPTION	QTY.
1	99.SF04-3	.Nut, SRF 1/4-20 USS Stainless	2
2	95.08	.Washer, Flat 1/2 SAE	2
3	99.E0103	.Nut, Locking Flange 1/2-13	1
4	NT-6707	.Arm, Weight Transfer Upper	1
5	NT-6703	.Arm, Weight Transfer Lower	1
6	99.A08S	.Locknut, 1/2-13 Steel Insert Gr5	1
7	99.E0058	.Nut, Jam 1/2-13 USS	1
8	NT-1671	.Bushing, Weight Transfer Arm	2
9	NT-6205	.Lever, Wt Transfer Selector	1
10	NT-1114	.Spacer, Lower Cylinder Mount	1
11	99.B0123	.Washer, Fender 1/2" x 2" SS	4
12	41.0109	.Spring, Ext 2-1/2 OD X 15.2"Lg	1
13	47.0438	.Knob, 5 Lobe 1/4-20 Black PP	1
14	42.0595	.Rod, 1/4-20 x 2-1/2 OAL, Stainless	1
15	00.0446	.Decal, Weight Transfer	1
16	90.0832	.Bolt, 1/2-13 USS x 4	1
17	90.0830	.Bolt, 1/2-13 USS x 3-3/4	1
18	99.A08C	.Locknut, Center 1/2-13	1

OPTIONS

ILLUSTRATED DRAWING 70.6006 12V Front Kit



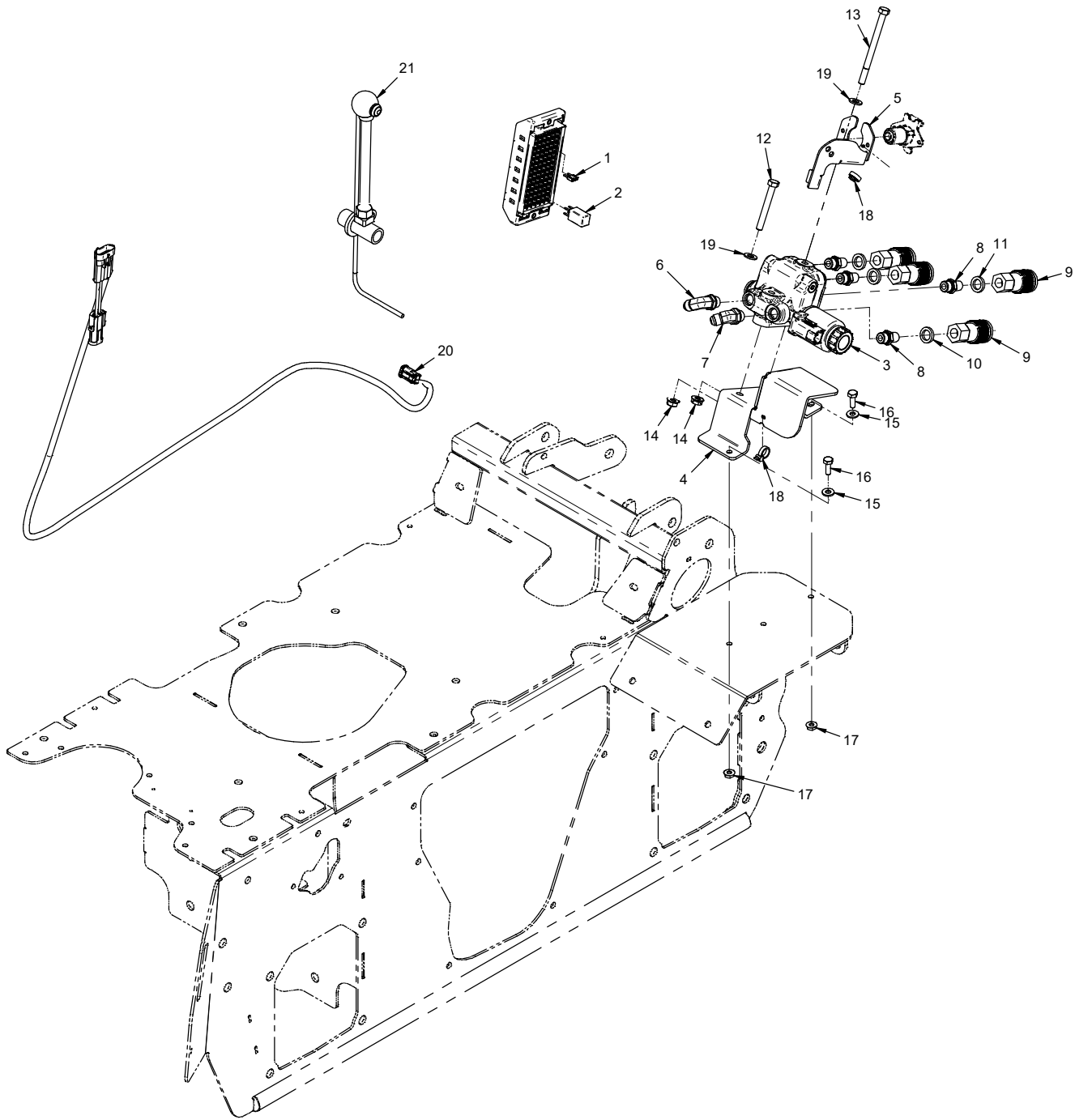
OPTIONS

70.6006 12V Front Kit

REF.	PART NO.	DESCRIPTION	QTY.
1	99.K0149	Machine Screw, BSCS #10-32 X 5/8 SS	2
2	99.E0125	Nut, SRF #10-32 Stainless	2
3	30.0037	Tyton Tie, #50 .18 x 8 Black	5
4	30.0335	Fuse, 20 Amp Mini Yellow	1
5	NT-1204	Bracket, 12v With Dual Aux	1
6	31.0056	Switch, Rocker (On)/Off/(On)	1
7	32.0186	Harness, Wire NT 12V Front	1

OPTIONS

ILLUSTRATED DRAWING 70.6008 Dual Front Hydraulic Aux



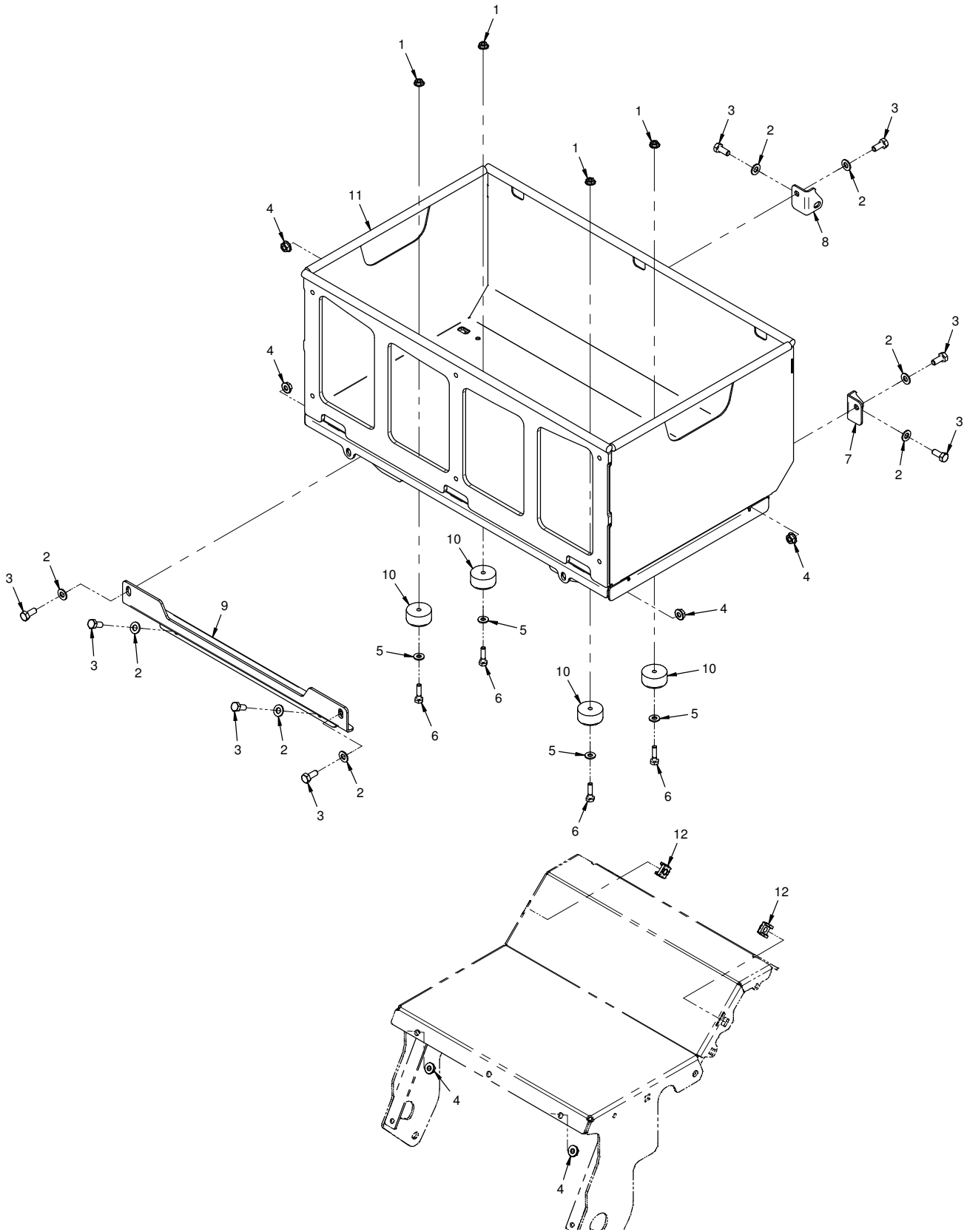
OPTIONS

70.6008 Dual Front Hydraulic Aux

REF.	PART NO.	DESCRIPTION	QTY.
1	30.0333	Fuse, 10 Amp Mini Red	1
2	35.0158	Relay, 12V 20 Amp 280 Ultra Micro	1
3	23.0196	Valve, Diverter	1
4	NT-1203	Bracket, Dual Valve Hydac	1
5	NT-1204	Bracket, 12v With Dual Aux	1
6	25.6801-06-06	Fitting, 90 ME 3/8 x 3/8	1
7	25.6802-06-06	Fitting, 45 ME 3/8 x 3/8	1
8	25.6401-06-04	Fitting, M Adpt 3/8 x 1/4	2
9	23.0177	Coupler, Female Flat Face Quick 1/4	2
10	05.0156	Washer, .544 ID x .817 x .14 Nat	1
11	05.0157	Washer, .544 ID x .817 x .14 Blk	1
12	90.0520-23	Bolt, 5/16-18 USS x 2-1/2" SS Full	1
13	90.0532	Bolt, Hex 5/16-18 UNC x 4"	1
14	99.SF05-3	Nut, SRF 5/16-18 USS Stainless	2
15	95.04-3	Washer, Flat 1/4 SAE SS	2
16	90.0406-3	Bolt, 1/4-20 USS x 3/4 SS	2
17	99.SF04-3	Nut, SRF 1/4-20 USS Stainless	2
18	30.0037	Tyton Tie, #50 .18 x 8 Black	8
19	95.05-3	Washer, Flat 5/16 SAE SS	2
20	32.0218	Harness, Wire Dual Hydraulic	1
21	47.0336	Handle, Grip w/Switch	1

OPTIONS

ILLUSTRATED DRAWING 70.6010 Storage Basket Kit



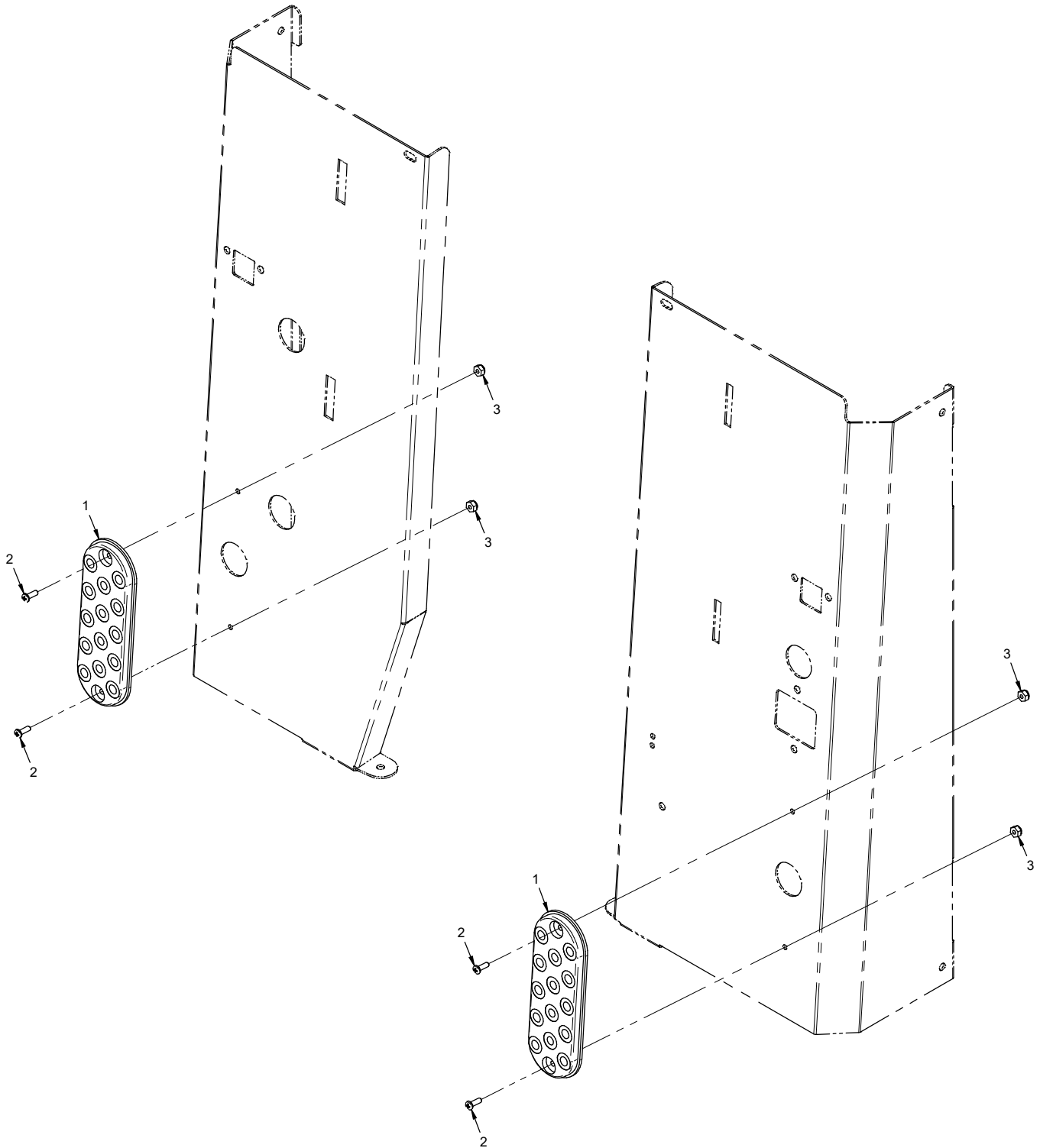
OPTIONS

70.6010 Storage Basket Kit

REF.	PART NO.	DESCRIPTION	QTY.
1	99.SF04-3	Nut, SRF 1/4-20 USS Stainless	4
2	95.05-3	Washer, Flat 5/16 SAE SS	8
3	90.0506-3	Bolt, 5/16-18 USS x 3/4 SS	8
4	99.SF05-3	Nut, SRF 5/16-18 USS Stainless	6
5	95.04-3	Washer, Flat 1/4 SAE SS	4
6	90.0408-3	Bolt, 1/4-20 USS x 1 SS	4
7	NT-1815	Bracket, Basket Mount Left	1
8	NT-1816	Bracket, Basket Mount Right	1
9	NT-1220	Bracket, Basket Mount Front	1
10	05.0095	Bumper, Rubber Cylindrical	4
11	NT-6725	Basket, Storage	1
12	99.E0149	Nut, Cage 5/16-18 (.127 - .162")	2

OPTIONS

ILLUSTRATED DRAWING 70.6012 Tail Light Kit



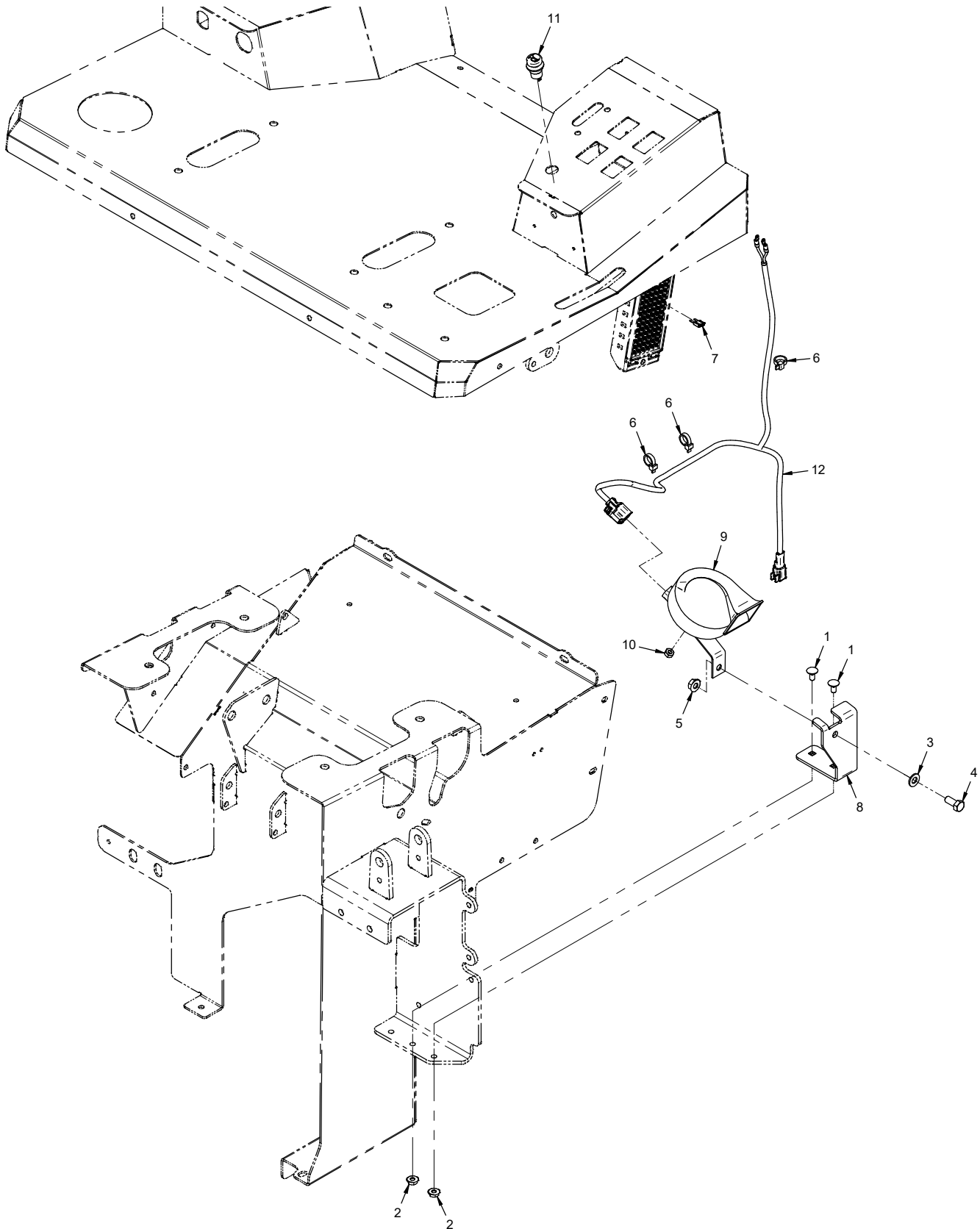
OPTIONS

70.6012 Tail Light Kit

REF.	PART NO.	DESCRIPTION	QTY.
1	33.0078	Light, LED Stop/Tail/Turn Red	2
2	99.K0167	Machine Screw, #8-32 X 1/2 SS	4
3	99.E0133	Locknut, Nylon #8-32 SS	4

OPTIONS

ILLUSTRATED DRAWING 70.6013 Horn Kit



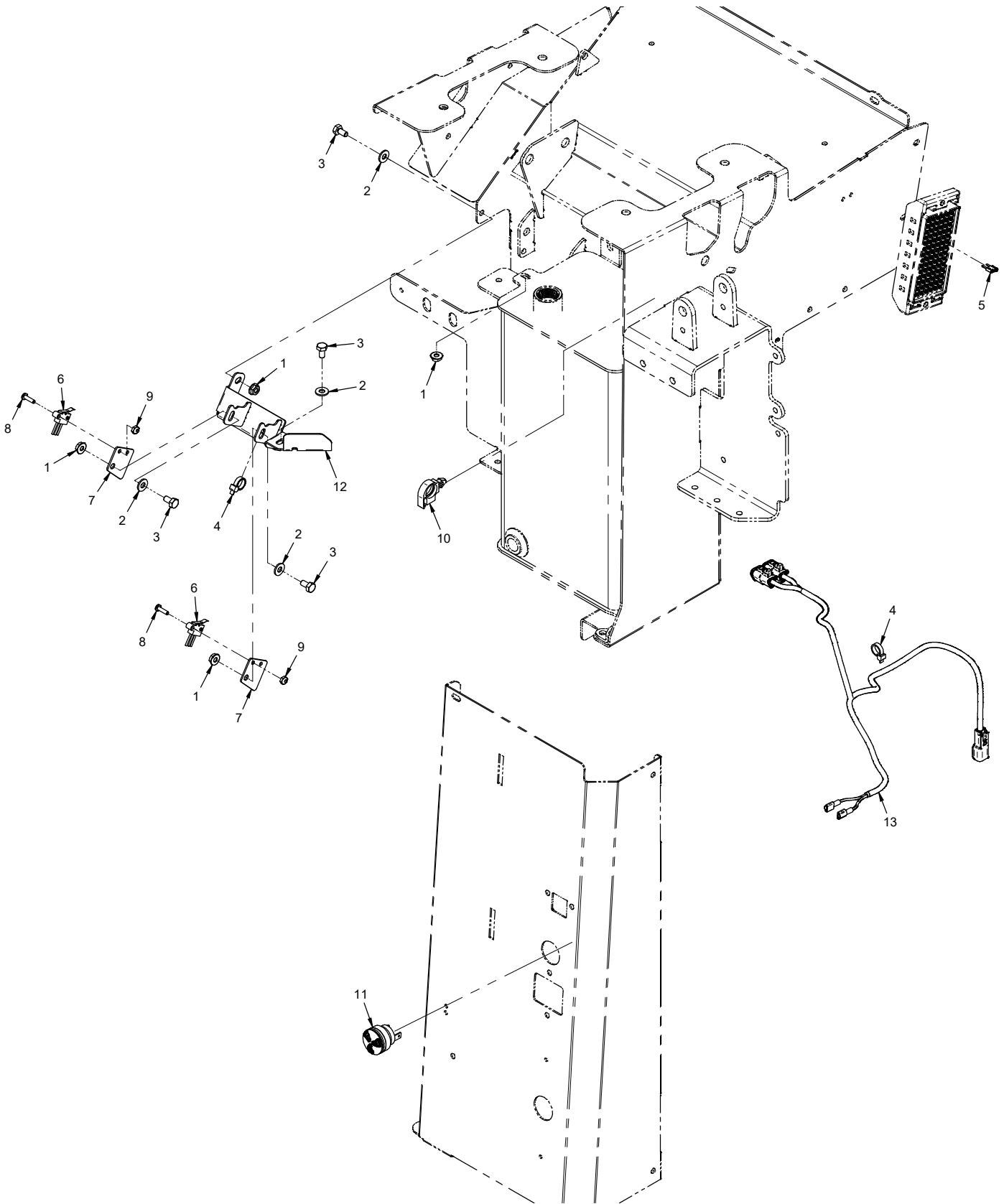
OPTIONS

70.6013 Horn Kit

REF.	PART NO.	DESCRIPTION	QTY.
1	97.0404-3	.Bolt, Carriage 1/4-20 X 1/2 SS	2
2	99.SF04-3	.Nut, SRF 1/4-20 USS Stainless	2
3	95.05-3	.Washer, Flat 5/16 SAE SS	1
4	90.0506-3	.Bolt, 5/16-18 USS x 3/4 SS	1
5	99.SF05-3	.Nut, SRF 5/16-18 USS Stainless	1
6	30.0037	.Tyton Tie, #50 .18 x 8 Black	3
7	30.0333	.Fuse, 10 Amp Mini Red	1
8	NT-1190	.Mount, Horn	1
9	33.0081	.Horn, Low Tone	1
10	99.M0031	.Nut, M6 X 1.00	1
11	31.0057	.Switch, Horn	1
12	32.0200	.Harness, Wire NT Horn	1

OPTIONS

ILLUSTRATED DRAWING 70.6014 Backup Alarm Kit



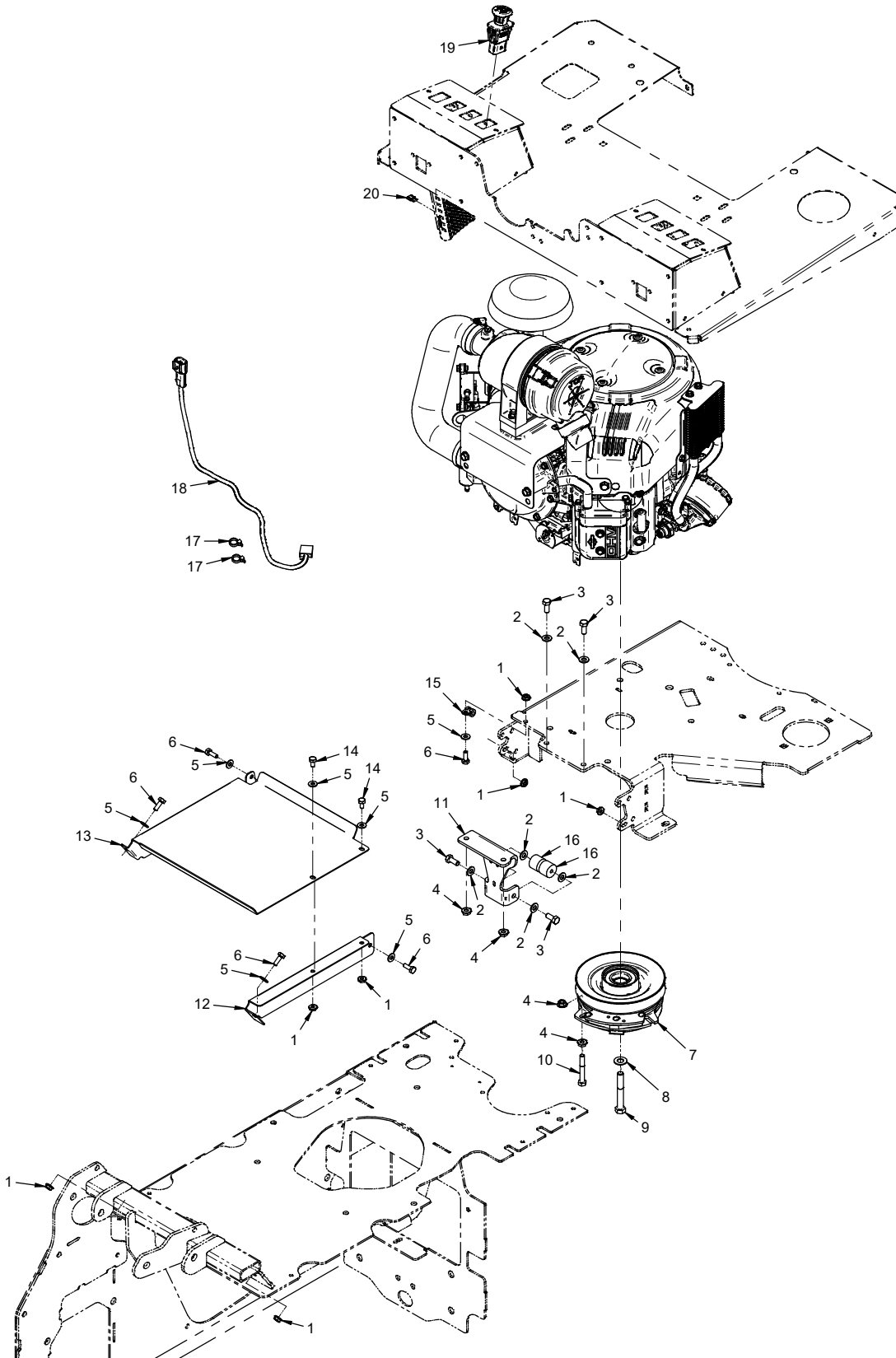
OPTIONS

70.6014 Backup Alarm Kit

REF.	PART NO.	DESCRIPTION	QTY.
1	99.SF04-3	Nut, SRF 1/4-20 USS Stainless	4
2	95.04-3	Washer, Flat 1/4 SAE SS	4
3	90.0404-3	Bolt, 1/4-20 USS x 1/2 SS	4
4	30.0037	Tyton Tie, #50 .18 x 8 Black	6
5	30.0333	Fuse, 10 Amp Mini Red	1
6	31.0059	Switch, Micro W/3 Pos Connector	2
7	NT-1109	Plate, Mount Microswitch	2
8	99.K0133	Machine Screw, #8-32 X 5/8	2
9	99.E0104	Nut, Jam #8-32 Nylon Lock	2
10	30.0137	Clamp, Loom 5/8 Rosebud Mount	1
11	35.0125	Alarm, Audible Pulse Panel Mt	1
12	NT-6122	Mount, Backup Alarm Switch	1
13	32.0201	Harness, Wire NT Backup Alarm	1

OPTIONS

ILLUSTRATED DRAWING Clutch Mount, Shields, & Switch (70.6021 PTO Kit)



OPTIONS

Clutch Mount, Shields, & Switch (70.6021 PTO Kit)

REF.	PART NO.	DESCRIPTION	QTY.
1	99.SF04-3	Nut, SRF 1/4-20 USS Stainless	7
2	95.05-3	Washer, Flat 5/16 SAE SS	6
3	90.0506-3	Bolt, 5/16-18 USS x 3/4 SS	4
4	99.SF05-3	Nut, SRF 5/16-18 USS Stainless	4
5	95.04-3	Washer, Flat 1/4 SAE SS	7
6	90.0406-3	Bolt, 1/4-20 USS x 3/4 SS	5
7	37.0065	Clutch, Elec. PTO	1
8	95.07	Washer, Flat 7/16 SAE	1
9	91.0724	Bolt, Hex 7/16-20 UNF x 3	1
10	90.0518-3	Bolt, 5/16-18 USS x 2-1/4" SS	1
11	NT-1636	Bracket, Clutch Torque	1
12	NT-1217	Mount, Belt Drive Cover	1
13	NT-1164	Cover, Belt Drive	1
14	90.0404-3	Bolt, 1/4-20 USS x 1/2 SS	2
15	11.0058	Clamp, Cushioned 3/8"	1
16	05.0110	Bumper, Neoprene 1" Dia	2
17	30.0037	Tyton Tie, #50 .18 x 8 Black	2
18	32.0187	Harness, Wire NT PTO	1
19	31.0071	Switch, PTO-Push/Pull Sealed	1
20	30.0333	Fuse, 10 Amp Mini Red	1

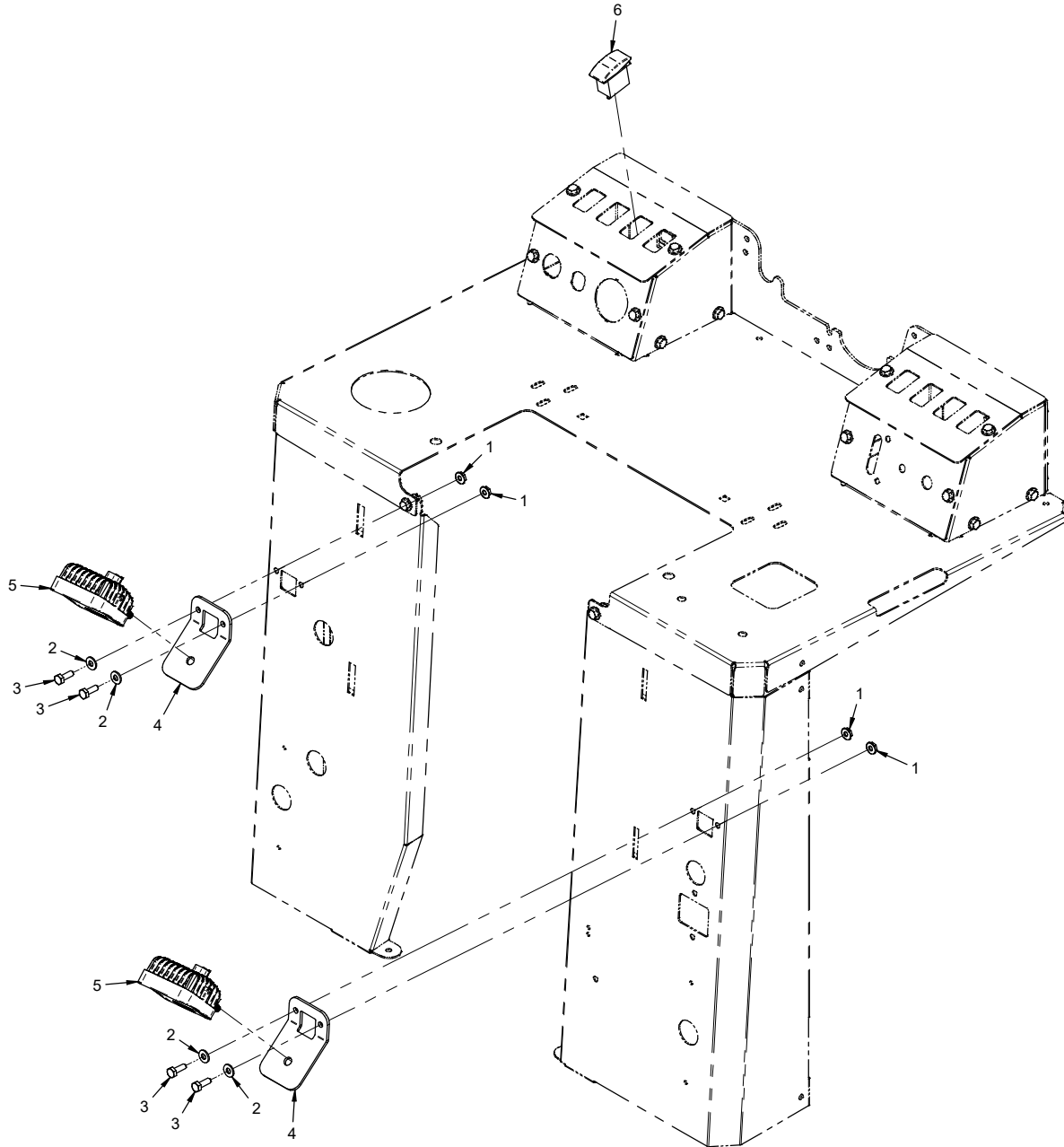
OPTIONS

Drive Belt & Pulleys (70.6021 PTO Kit)

REF.	PART NO.	DESCRIPTION	QTY.
1	99.SF04-3	Nut, SRF 1/4-20 USS Stainless	3
2	99.SF05-3	Nut, SRF 5/16-18 USS Stainless	2
3	85.B0027	Bushing, 1/2 ID X 5/8 OD X 5/8	4
4	99.SF06-3	Nut, SRF 3/8-16 USS Stainless	3
5	90.0614-3	Bolt, 3/8-16 USS x 1-3/4 SS	2
6	90.0828	Bolt, 1/2-13 USS x 3-1/2	1
7	95.08	Washer, Flat 1/2 SAE	1
8	99.SF08	Nut, SRF 1/2-13 USS	2
9	06.0086	Cap, Vinyl 3/16" ID x 1-1/2"	1
10	95.04-3	Washer, Flat 1/4 SAE SS	1
11	90.0406-3	Bolt, 1/4-20 USS x 3/4 SS	1
12	83.0070	Pulley, Idler Flat 6" x 3/8"	1
13	37.0065	Clutch, Elec. PTO	1
14	99.B0121	Washer, .510 ID x 2-1/4 OD x 12 ga	1
15	41.0100	Spring, Torsion 1-5/8 x 6-1/2	1
16	64.1976	Bushing, 1ID X 1.5OD X .750L	1
17	83.0013	Pulley, Idler Flat 3/8 X 3 1/2	1
18	83.0031	Pulley, V-Idler 5-1/4 X 3/8 ID	1
19	41.0083-1	Spring, Torsion RH 1-3/16x5.18	1
20	NT-1218	Plate, Spring Retainer	1
21	90.0830	Bolt, Hex 1/2-13 UNC x 3-3/4	1
22	99.E0103	Nut, Locking Flange 1/2-13	1
23	94.08	Washer, Flat 1/2 USS	1
24	60.1279	Cover, Pulley	1
25	90.0410-3	Bolt, 1/4-20 USS x 1-1/4 SS	1
26	81.0167	Belt, B86 Custom	1
27	90.0512-3	Bolt, 5/16-18 USS x 1-1/2 SS	1
28	83.0054	Pulley, Idler 2 Groove Asm	1
29	NT-6692	Arm, PTO Drive Belt Tensioner	1
30	60.1056	Cover, Pulley	4
31	NT-6203	Arm, Attachment Belt Tensioner	1
32	NT-6204	Pin, Tensioner Arm Pivot	1
33	90.0616-3	Bolt, 3/8-16 USS x 2 SS	1
45	55.0064	Bearing, Ball 25 MM x 62 MM	2
46	85.B0085	Bushing, Bearing Spacer	1
47	85.B0084	Bushing, Drive Pulley	1

OPTIONS

ILLUSTRATED DRAWING 70.6022 Rear Work Light



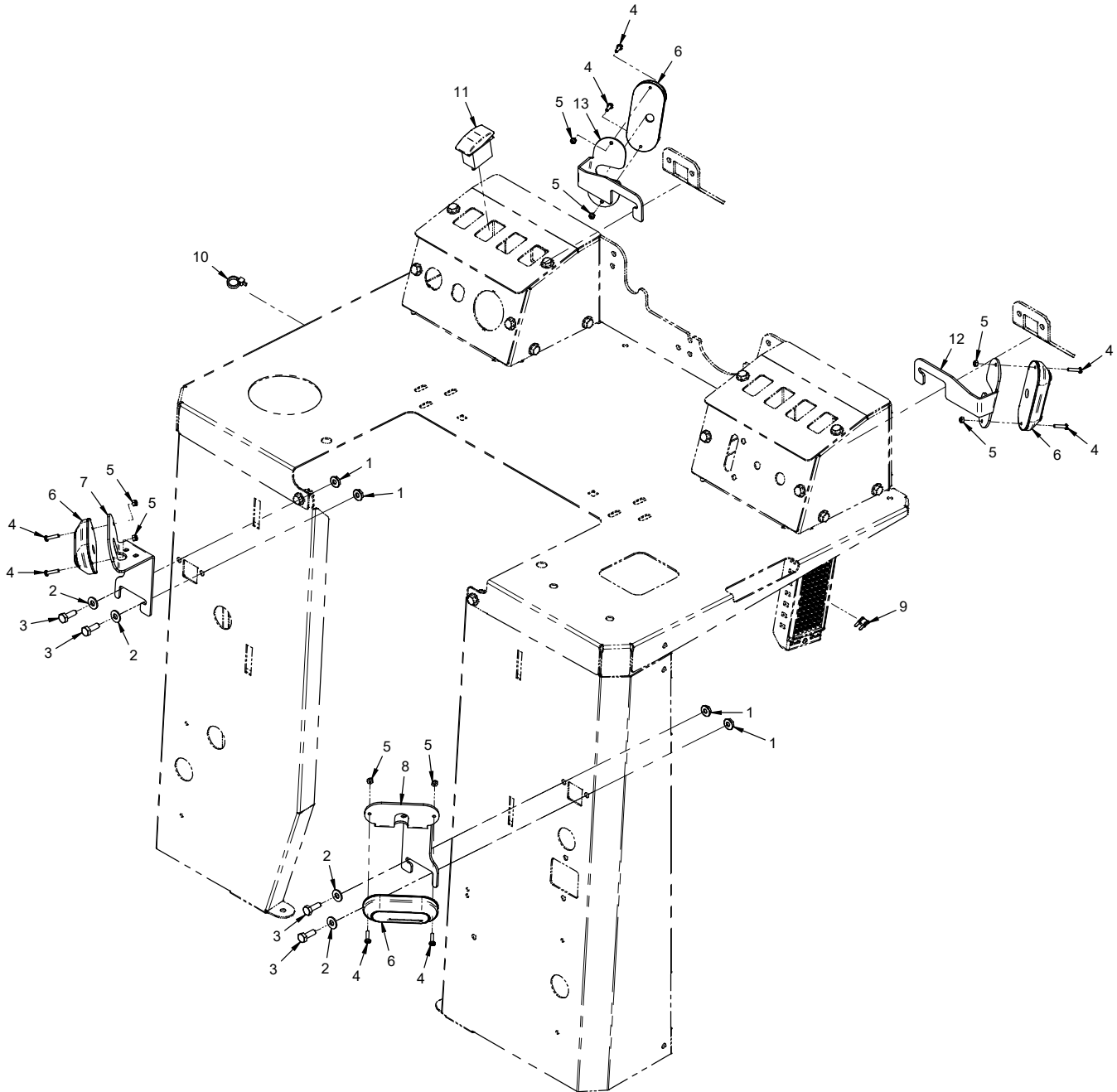
OPTIONS

70.6022 Rear Work Light

REF.	PART NO.	DESCRIPTION	QTY.
1	99.SF04-3	Nut, SRF 1/4-20 USS Stainless	4
2	95.04-3	Washer, Flat 1/4 SAE SS	4
3	90.0406-3	Bolt, 1/4-20 USS x 3/4 SS	4
4	NT-1514	Mount, Work Light	2
5	33.0087	Light, LED Flood with Bracket	2
6	31.0053	Switch, Rocker On/Off	1

OPTIONS

ILLUSTRATED DRAWING 70.6023 Strobe Lights



OPTIONS

70.6023 Strobe Lights

REF.	PART NO.	DESCRIPTION	QTY.
1	99.SF04-3	Nut, SRF 1/4-20 USS Stainless	4
2	95.04-3	Washer, Flat 1/4 SAE SS	4
3	90.0406-3	Bolt, 1/4-20 USS x 3/4 SS	4
4	99.K0166	Machine Screw, #6-32 X 5/8 SS	8
5	99.E0118	Locknut, Nylon #6-32 SS	8
6	33.0082	Light, Strobe Amber Low Profile	4
7	NT-1550	Mount, Left Rear Strobe Light	1
8	NT-1554	Mount, Right Rear Strobe Light	1
9	30.0531	Fuse, 3 Amp Mini Violet	1
10	30.0037	Tyton Tie, #50 .18 x 8 Black	4
11	31.0053	Switch, Rocker On/Off	1
12	NT-1595	Mount, Right Front Strobe Light	1
13	NT-1594	Mount, Left Front Strobe Light	1